


***FINANCIAL REPORTS FOR  
THE MONTH & YEAR  
ENDING  
JUNE, 2019  
BRADFORD EXEMPTED  
VILLAGE SCHOOL  
DISTRICT***



Date: 07/01/2019  
 Time: 4:35 pm

BRADFORD BOARD OF EDUCATION  
 Financial Report by Fund  
 CASH CONTROL

Page: 1  
 (FINSUM)

Begin Balance	MTD Receipts	FYTD Receipts	MTD Expenditures	FYTD Expenditures	Current Fund Balance	Current Encumbrances	Unencumbered Fund Balance
TOTAL FOR Fund 001 - GENERAL:							
5,940,415.63	582,264.71	7,461,840.09	689,029.96	6,689,275.77	6,712,979.95	302,592.61	6,410,387.34
TOTAL FOR Fund 002 - BOND RETIREMENT:							
170,889.65	0.00	102,287.58	0.00	124,070.74	149,106.49	0.00	149,106.49
TOTAL FOR Fund 003 - PERMANENT IMPROVEMENT:							
441,263.90	0.00	0.00	0.00	0.00	441,263.90	0.00	441,263.90
TOTAL FOR Fund 006 - FOOD SERVICE:							
91,719.10	15,463.94	242,570.50	12,406.09	226,379.76	107,909.84	399.00	107,510.84
TOTAL FOR Fund 007 - SPECIAL TRUST:							
34,506.36	0.00	23,625.00	0.00	12,500.00	45,631.36	7,250.00	38,381.36
TOTAL FOR Fund 008 - ENDOWMENT:							
54,575.24	113.27	1,322.03	196.47	1,196.47	54,700.80	1,000.00	53,700.80
TOTAL FOR Fund 018 - PUBLIC SCHOOL SUPPORT:							
33,585.67	869.26	11,076.58	2,283.74	13,245.55	31,416.70	673.26	30,743.44
TOTAL FOR Fund 019 - OTHER GRANT:							
22,207.17	0.00	33,784.85	7,004.90	23,697.96	32,294.06	5,088.75	27,205.31
TOTAL FOR Fund 022 - DISTRICT AGENCY:							
1,439.50	192.99	2,076.99	2,521.54	2,545.65	970.84	0.00	970.84
TOTAL FOR Fund 034 - CLASSROOM FACILITIES MAINT.:							
440,920.64	24,078.08	44,156.98	0.00	342.68	484,734.94	0.00	484,734.94
TOTAL FOR Fund 200 - STUDENT MANAGED ACTIVITY:							
28,981.13	400.00	41,650.74	2,799.61	39,855.91	30,775.96	3,884.18	26,891.78
TOTAL FOR Fund 300 - DISTRICT MANAGED ACTIVITY:							
23,892.11	64,166.19	202,376.11	87,182.20	173,395.01	52,873.21	40,390.57	12,482.64
TOTAL FOR Fund 451 - DATA COMMUNICATION FUND:							
0.00	0.00	3,600.00	3,100.00	3,600.00	0.00	0.00	0.00
TOTAL FOR Fund 499 - MISCELLANEOUS STATE GRANT FUN							
0.00	4,792.40	7,510.65	4,500.00	4,647.50	2,863.15	0.00	2,863.15
TOTAL FOR Fund 516 - IDEA PART B GRANTS:							
0.00	114,910.77	114,910.77	114,910.77	114,910.77	0.00	0.00	0.00
TOTAL FOR Fund 572 - TITLE I DISADVANTAGED CHILDRE							
148.94	31,177.30	179,403.36	46,381.25	179,066.46	485.84	0.00	485.84

Date: 07/01/2019  
Time: 4:35 pm

BRADFORD BOARD OF EDUCATION  
Financial Report by Fund  
CASH CONTROL

Page: 2  
(FINSUM)

Begin Balance	MTD Receipts	FYTD Receipts	MTD Expenditures	FYTD Expenditures	Current Fund Balance	Current Encumbrances	Unencumbered Fund Balance
TOTAL FOR Fund 587 - IDEA PRESCHOOL-HANDICAPPED:							
0.00	2,159.04	2,159.04	1,876.62	1,876.62	282.42	282.42	0.00
TOTAL FOR Fund 590 - IMPROVING TEACHER QUALITY:							
0.00	2,040.58	18,120.09	18,120.09	18,120.09	0.00	0.00	0.00
TOTAL FOR Fund 599 - MISCELLANEOUS FED. GRANT FUND							
15,524.23	32,301.58	207,666.39	67,878.59	222,561.77	628.85	207.50	421.35
GRAND TOTALS:							
7,300,069.27	874,930.11	8,700,137.75	1,060,191.83	7,851,288.71	8,148,918.31	361,768.29	7,787,150.02

Date: 07/01/2019  
Time: 4:35 pm

BRADFORD BOARD OF EDUCATION  
Financial Detail Report for 06/01/2019 - 06/30/2019 by FUND-SCC  
Called from FINSUM to check balances

Page: 1  
(FINDET)

	Begin Balance	Receipts	Expenditures	End Balance
TOTAL FOR FUND-SCC 001 0000 (GENERAL FUND):	6,859,547.27	579,683.86	672,374.84	6,766,856.29
TOTAL FOR FUND-SCC 001 9000 (GENERAL):	5,151.82	0.00	0.00	5,151.82
TOTAL FOR FUND-SCC 001 9002 (SED BUS PURCHASE SET-ASIDES DARKE CO):	31,156.92	0.00	0.00	31,156.92
TOTAL FOR FUND-SCC 001 9003 (MH BUS PURCHASE SET-ASIDES - DARKE CO)	66,502.99	0.00	0.00	66,502.99
TOTAL FOR FUND-SCC 001 9045 (GENERAL):	58,577.16	0.00	0.00	58,577.16
TOTAL FOR FUND-SCC 001 9118 (STRIVING READERS GRANT GF 18-19):	5,746.68-	0.00	4.97	5,751.65-
TOTAL FOR FUND-SCC 001 9119 (STRIVING READERS GRANT):	17,419.58-	0.00	0.00	17,419.58-
TOTAL FOR FUND-SCC 001 9121 (TEXTBOOK AND INSTRUCTIONAL MATERIALS S	81,682.50	0.00	1,540.06	80,142.44
TOTAL FOR FUND-SCC 001 9122 (CAPITAL MAINTENANCE SET-ASIDES):	434,022.97-	0.00	0.00	434,022.97-
TOTAL FOR FUND-SCC 001 9125 (Cafeteria Plan Refunds):	651.98	0.00	0.00	651.98
TOTAL FOR FUND-SCC 001 9139 (Miami County Services):	0.00	0.00	1,900.00	1,900.00-
TOTAL FOR FUND-SCC 001 9154 (MEDICAID REIMBURSEMENT):	17,049.34	2,176.20	0.00	19,225.54
TOTAL FOR FUND-SCC 001 9158 (OHIO HIGH SCHOOL ATHLETIC ASSN):	0.00	404.65	0.00	404.65
TOTAL FOR FUND-SCC 001 9194 (GENERAL FUND - STATE BUS PURCHASE ALLO	4,229.48	0.00	0.00	4,229.48
TOTAL FOR FUND-SCC 001 9195 (GENERAL FUND - PARITY):	116,690.81	0.00	0.00	116,690.81
TOTAL FOR FUND-SCC 001 9215 (BOOSTER CLUB MONEY FOR FOOD ACTIVITIES	90.62	0.00	0.00	90.62
TOTAL FOR FUND-SCC 001 9221 (TRANSPORATION USING VAN):	348.06-	0.00	31.41	379.47-
TOTAL FOR FUND-SCC 001 9222 (GENERAL):	517.41	0.00	0.00	517.41
TOTAL FOR FUND-SCC 001 9318 (PETTY CASH ACCOUNTS):	100.00-	0.00	100.00-	0.00
TOTAL FOR FUND-SCC 001 9320 (GENERAL):	30.00	0.00	0.00	30.00
TOTAL FOR FUND-SCC 001 9412 (GENERAL STATE SETASIDE):	113,345.65	0.00	0.00	113,345.65
TOTAL FOR FUND-SCC 001 9718 (GENERAL):	62,717.08-	0.00	11.63	62,728.71-
TOTAL FOR FUND-SCC 001 9819 (FEDERAL GRANT EXPENDITURES IN GENERAL	35.72-	0.00	13,267.05	13,302.77-
TOTAL FOR FUND-SCC 001 9900 (Previous Years Expenditures):	15,088.66-	0.00	0.00	15,088.66-
TOTAL FOR FUND-SCC 002 0000 (BOND RETIREMENT 4.12 MILLS BOND REG/BL	127,568.03	0.00	0.00	127,568.03
TOTAL FOR FUND-SCC 002 9020 (BOND RETIREMENT .58 MILLS BOND SITE 20	21,538.46	0.00	0.00	21,538.46

Date: 07/01/2019  
Time: 4:35 pm

BRADFORD BOARD OF EDUCATION  
Financial Detail Report for 06/01/2019 - 06/30/2019 by FUND-SCC  
Called from FINSUM to check balances

Page: 2  
(FINDET)

	Begin Balance	Receipts	Expenditures	End Balance
TOTAL FOR FUND-SCC 003 0000 (PERMANENT IMPROVEMENT FUND):	441,263.90	0.00	0.00	441,263.90
TOTAL FOR FUND-SCC 006 0000 (LUNCHROOM/FOOD SERVICE):	104,851.99	15,463.94	12,406.09	107,909.84
TOTAL FOR FUND-SCC 007 9000 (UNCLAIMED FUNDS):	489.73	0.00	0.00	489.73
TOTAL FOR FUND-SCC 007 9900 (BRADFORD FIRE & RESCUE SCHOLARSHIP):	500.00-	0.00	0.00	500.00-
TOTAL FOR FUND-SCC 007 9902 (BLESSED DIRECTION INC. SCHOLARSHIP):	6,500.00	0.00	0.00	6,500.00
TOTAL FOR FUND-SCC 007 9903 (MAX WEAVER SCHOLARSHIP FUND):	500.00	0.00	0.00	500.00
TOTAL FOR FUND-SCC 007 9905 (CHAD NOLAN SCHOLARSHIP/MISC):	4,250.00-	0.00	0.00	4,250.00-
TOTAL FOR FUND-SCC 007 9906 (COVINGTON EAGLES SCHOLARSHIP FUND):	4,274.62	0.00	0.00	4,274.62
TOTAL FOR FUND-SCC 007 9907 (PEPSI AND COCA-COLA SCHOLARSHIP FUNDS)	2,000.00	0.00	0.00	2,000.00
TOTAL FOR FUND-SCC 007 9908 (RICHARD "DICK" HARMON SCHOLARSHIP FUND)	23,000.00	0.00	0.00	23,000.00
TOTAL FOR FUND-SCC 007 9909 (VERNON LINDEMAN LINEMAN SCHOLARSHIP):	1,000.00	0.00	0.00	1,000.00
TOTAL FOR FUND-SCC 007 9912 (HAROLD MARKER SCHOLARSHIP FUND):	2,000.00	0.00	0.00	2,000.00
TOTAL FOR FUND-SCC 007 9913 (COVINGTON SAVINGS & LOAN SCHOLARSHIP):	500.00	0.00	0.00	500.00
TOTAL FOR FUND-SCC 007 9977 (GANGER SCHOLARSHIP DONATION-CLASS OF 1	125.00	0.00	0.00	125.00
TOTAL FOR FUND-SCC 007 9996 (PRODUCTION PAINT FINISHERS GRANT/SPECI	9,992.01	0.00	0.00	9,992.01
TOTAL FOR FUND-SCC 008 0000 (WADE KINDERGARTEN):	10,525.28	21.43	196.47	10,350.24
TOTAL FOR FUND-SCC 008 9202 (BEARD ENDOWMENT):	44,258.72	91.84	0.00	44,350.56
TOTAL FOR FUND-SCC 018 9110 (PRINCIPAL FUND - ELEMENTARY):	13,446.54	869.26	1,948.81	12,366.99
TOTAL FOR FUND-SCC 018 9113 (ELEMENTARY PRINCIPAL -BOX TOPS):	13,677.48	0.00	14.70	13,662.78
TOTAL FOR FUND-SCC 018 9130 (HIGH SCHOOL PRINCIPAL FUND):	3,269.16	0.00	320.23	2,948.93
TOTAL FOR FUND-SCC 018 9131 (HIGH SCHOOL PRINCIPAL (AFTER PROM) FUN	250.00	0.00	0.00	250.00
TOTAL FOR FUND-SCC 018 9222 (HIGH SCHOOL PRINCIPAL FUND LIBRARY):	2,188.00	0.00	0.00	2,188.00
TOTAL FOR FUND-SCC 019 0000 (OTHER GRANT):	2.85	0.00	2.85	0.00
TOTAL FOR FUND-SCC 019 9001 (SHOPA KIDS IN NEED FOUNDATION GRANT):	0.35	0.00	0.35	0.00
TOTAL FOR FUND-SCC 019 9003 (MIAMI COUNTY FOUNDATION-FEELING GOOD M	1.84	0.00	1.84	0.00
TOTAL FOR FUND-SCC 019 9004 (RADIO & TEL NEWS DIRECTORS FOUND MEDIA	174.02	0.00	59.96	114.06

Date: 07/01/2019  
Time: 4:35 pm

BRADFORD BOARD OF EDUCATION  
Financial Detail Report for 06/01/2019 - 06/30/2019 by FUND-SCC  
Called from FINSUM to check balances

Page: 3  
(FINDET)

	Begin Balance	Receipts	Expenditures	End Balance
TOTAL FOR FUND-SCC 019 9005 (ECO GARDEN GRANT MIAMI COUNTY PARK DIS	500.00	0.00	0.00	500.00
TOTAL FOR FUND-SCC 019 9007 (REED - VALEDICTORIAN/MEMORIAL):	309.58	0.00	0.00	309.58
TOTAL FOR FUND-SCC 019 9008 (MIAMI COUNTY FOUNDATION ECO GARDEN GRA	3.75	0.00	3.75	0.00
TOTAL FOR FUND-SCC 019 9009 (ELEMENTARY ART - TROY FOUNDATION):	12.91	0.00	0.00	12.91
TOTAL FOR FUND-SCC 019 9011 (MIAMI COUNTY FOUNDATION ALL ABOARD PRO	102.22	0.00	0.00	102.22
TOTAL FOR FUND-SCC 019 9012 (MAC GRANT):	1,093.18	0.00	0.00	1,093.18
TOTAL FOR FUND-SCC 019 9015 (MIAMI COUNTY FOUNDATION ELEMENTARY GRA	20.25	0.00	20.25	0.00
TOTAL FOR FUND-SCC 019 9017 (EAGLES-COVINGTON DONATION):	5,927.64	0.00	0.00	5,927.64
TOTAL FOR FUND-SCC 019 9018 (MIAMI COUNTY FOUNDATION-ART DISCOVERY	512.62	0.00	0.00	512.62
TOTAL FOR FUND-SCC 019 9019 (MIAMI COUNTY FOUNDATION FALL/ELE HEALT	7,000.00	0.00	0.00	7,000.00
TOTAL FOR FUND-SCC 019 9022 (MISCELLANEOUS FIELD TRIP GRANTS):	758.76	0.00	0.00	758.76
TOTAL FOR FUND-SCC 019 9023 (VIVIAN RUSSELL KINDERGARTEN FUND):	57.87	0.00	0.00	57.87
TOTAL FOR FUND-SCC 019 9024 (ANNA BIER ART GRANT):	593.99	0.00	400.00	193.99
TOTAL FOR FUND-SCC 019 9026 (BELIEVE IN OHIO GRANT):	67.65	0.00	67.65	0.00
TOTAL FOR FUND-SCC 019 9131 (MIAMI COUNTY FOUNDATION SEMI-ANNUAL GR	3,252.48	723.00	1,024.25	2,951.23
TOTAL FOR FUND-SCC 019 9181 (MIAMI COUNTY PARKS - GIZMOS GRANT):	2,205.00	0.00	2,195.00	10.00
TOTAL FOR FUND-SCC 019 9222 (OTHER GRANT LIBRARY):	10.00	0.00	0.00	10.00
TOTAL FOR FUND-SCC 019 9230 (OTHER GRANT):	150.00	0.00	0.00	150.00
TOTAL FOR FUND-SCC 019 9272 (Miami County Foundation Grant-Water Fo	5,090.00	0.00	0.00	5,090.00
TOTAL FOR FUND-SCC 019 9340 (Miami County Foundation Grant-3-D Prin	3,952.00	723.00-	3,229.00	0.00
TOTAL FOR FUND-SCC 019 9410 (GRANT FROM DARKE COUNTY FOUNDATION):	1,100.00	0.00	0.00	1,100.00
TOTAL FOR FUND-SCC 019 9517 (OTHER GRANT):	6,400.00	0.00	0.00	6,400.00
TOTAL FOR FUND-SCC 022 0000 (OHSAA TOURNAMENT ACCOUNTS):	2,283.54	0.00	2,283.54	0.00
TOTAL FOR FUND-SCC 022 9718 (DISTRICT AGENCY):	1,015.85	0.00	238.00	777.85
TOTAL FOR FUND-SCC 022 9819 (UNCASHED FUNDS FOR 2018-2019):	0.00	192.99	0.00	192.99
TOTAL FOR FUND-SCC 034 0000 (CLASSROOM FACILITY MAINTENANCE):	459,591.59	24,078.08	0.00	483,669.67

Date: 07/01/2019  
Time: 4:35 pm

BRADFORD BOARD OF EDUCATION  
Financial Detail Report for 06/01/2019 - 06/30/2019 by FUND-SCC  
Called from FINSUM to check balances

Page: 4  
(FINDET)

	Begin Balance	Receipts	Expenditures	End Balance
TOTAL FOR FUND-SCC 034 9045 (MAINTENANCE FUND DELINQUENCIES):	1,065.27	0.00	0.00	1,065.27
TOTAL FOR FUND-SCC 200 9000 (MULTIPLE DISABILITIES CLASS):	2,785.26	0.00	0.00	2,785.26
TOTAL FOR FUND-SCC 200 9019 (CLASS OF 2019):	1,225.62	0.00	1,225.62	0.00
TOTAL FOR FUND-SCC 200 9020 (CLASS OF 2020):	1,349.06	0.00	0.00	1,349.06
TOTAL FOR FUND-SCC 200 9021 (CLASS OF 2021):	2,318.72	0.00	0.00	2,318.72
TOTAL FOR FUND-SCC 200 9022 (CLASS OF 2022):	1,766.51	0.00	0.00	1,766.51
TOTAL FOR FUND-SCC 200 9119 (POWER OF THE PEN):	280.00	0.00	0.00	280.00
TOTAL FOR FUND-SCC 200 9128 (SPANISH CLUB):	209.25	0.00	0.00	209.25
TOTAL FOR FUND-SCC 200 9130 (MUSE MACHINE):	2,001.22	0.00	897.98	1,103.24
TOTAL FOR FUND-SCC 200 9131 (DRAMA CLUB):	6,099.49	0.00	0.00	6,099.49
TOTAL FOR FUND-SCC 200 9133 (GLEE CLUB):	368.65	0.00	0.00	368.65
TOTAL FOR FUND-SCC 200 9330 (FUTURE FARMERS OF AMERICA):	5,526.75	400.00	532.20	5,394.55
TOTAL FOR FUND-SCC 200 9400 (HIGH SCHOOL MUSIC DEPARTMENT):	712.33	0.00	83.70	628.63
TOTAL FOR FUND-SCC 200 9610 (ELEMENTARY STUDENT COUNCIL):	513.56	0.00	0.00	513.56
TOTAL FOR FUND-SCC 200 9630 (HIGH SCHOOL STUDENT COUNCIL):	1,698.00	0.00	60.11	1,637.89
TOTAL FOR FUND-SCC 200 9680 (YEARBOOK):	6,573.92	0.00	0.00	6,573.92
TOTAL FOR FUND-SCC 200 9710 (NATIONAL HONOR SOCIETY):	252.77-	0.00	0.00	252.77-
TOTAL FOR FUND-SCC 300 9001 (HIGH SCHOOL ART):	721.58	0.00	0.00	721.58
TOTAL FOR FUND-SCC 300 9002 (WASHINGTON DC TRIP - 8TH GRADE):	40,742.99	20,120.00	32,000.00	28,862.99
TOTAL FOR FUND-SCC 300 9004 (MEDIA-TECH CLASS):	5.57	0.00	0.00	5.57
TOTAL FOR FUND-SCC 300 9500 (ATHLETIC DIRECTOR):	33,669.08	44,046.19	55,182.20	22,533.07
TOTAL FOR FUND-SCC 300 9501 (ATHLETIC DIRECTOR FSN):	750.00	0.00	0.00	750.00
TOTAL FOR FUND-SCC 451 9819 (FY19 DATA COMMUNICATIONS):	3,100.00	0.00	3,100.00	0.00
TOTAL FOR FUND-SCC 499 9191 (School Safety Grant):	0.00	2,570.75	0.00	2,570.75
TOTAL FOR FUND-SCC 499 9819 (Ohio Climate Grant):	2,570.75	2,221.65	4,500.00	292.40
TOTAL FOR FUND-SCC 516 9718 (IDEA PART B):	0.00	18,463.74	18,463.74	0.00

Date: 07/01/2019  
Time: 4:35 pm

BRADFORD BOARD OF EDUCATION  
Financial Detail Report for 06/01/2019 - 06/30/2019 by FUND-SCC  
Called from FINSUM to check balances

Page: 5  
(FINDET)

	Begin Balance	Receipts	Expenditures	End Balance
TOTAL FOR FUND-SCC 516 9819 (TITLE 6B GRANT FOR 2018-2019):	0.00	96,447.03	96,447.03	0.00
TOTAL FOR FUND-SCC 572 0000 (TITLE I):	485.84	0.00	0.00	485.84
TOTAL FOR FUND-SCC 572 9819 (TITLE ONE 2018-2019 SCHOOL YEAR):	15,203.95	31,177.30	46,381.25	0.00
TOTAL FOR FUND-SCC 587 9119 (TITLE 6B RESTORATION MONEY):	0.00	1,507.89	1,225.47	282.42
TOTAL FOR FUND-SCC 587 9718 (IDEA):	0.00	82.91	82.91	0.00
TOTAL FOR FUND-SCC 587 9819 (PRESCHOOL GRANT FOR 2018-2019):	0.00	568.24	568.24	0.00
TOTAL FOR FUND-SCC 590 9819 (TITLE IIA FOR THE 2018-2019 SCHOOL YEA	16,079.51	2,040.58	18,120.09	0.00
TOTAL FOR FUND-SCC 599 0000 (OTHER MISC FEDERAL GRANTS):	51.31	0.00	0.00	51.31
TOTAL FOR FUND-SCC 599 9118 (MISC. FED. GRANT):	71.60-	0.00	71.60-	0.00
TOTAL FOR FUND-SCC 599 9119 (MISC. FED. GRANT):	12,122.35-	20,358.47	7,658.58	577.54
TOTAL FOR FUND-SCC 599 9199 (GRANT SMALL RURAL SCHOOL GRANTS):	24,037.00	0.00	24,037.00	0.00
TOTAL FOR FUND-SCC 599 9819 (TITLE IV FOR THE 2018-2019 SCHOOL YEAR	0.00	11,943.11	11,943.11	0.00
TOTAL FOR FUND-SCC 599 9918 (REAP FY2018):	24,311.50	0.00	24,311.50	0.00



Date: 07/01/2019  
Time: 4:35 pm

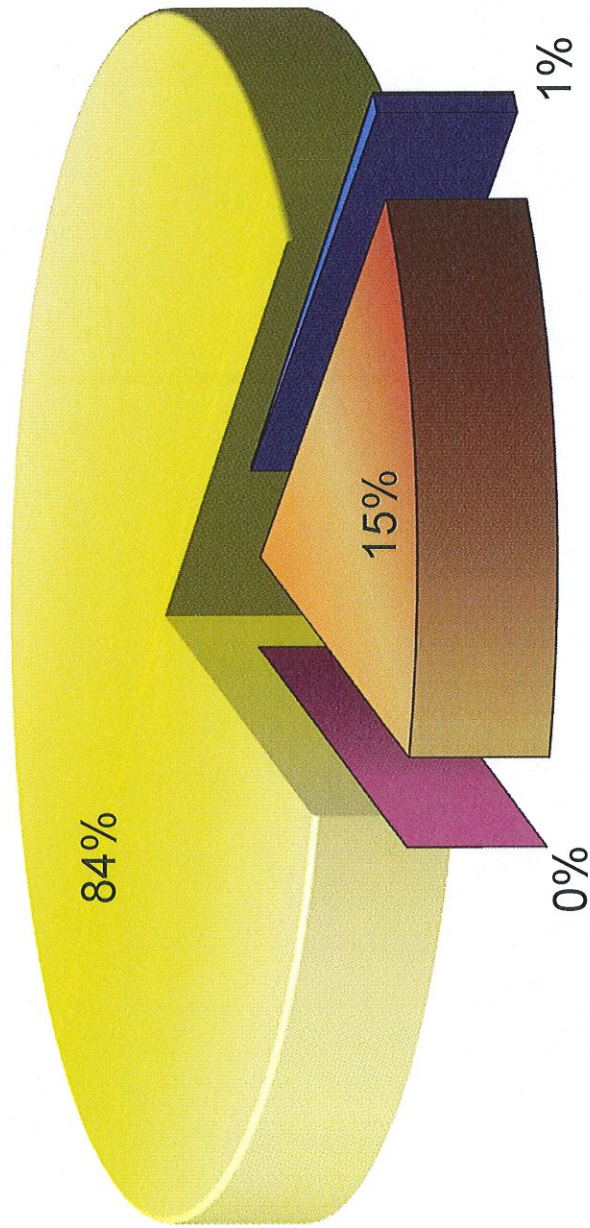
BRADFORD BOARD OF EDUCATION  
Financial Detail Report for 06/01/2019 - 06/30/2019 by FUND-SCC  
Called from FINSUM to check balances

Page: 6  
(FINDET)

	Begin Balance	Receipts	Expenditures	End Balance
GRAND TOTALS:	8,334,180.03	874,930.11	1,060,191.83	8,148,918.31

DEPOSITORY	MONTH OF JUNE	VARIANCE	
	MAY	JUNE	
COVINGTON SAVINGS & LOAN	\$ 56,840.10	\$ 46,648.48	\$ (10,191.62)
COVINGTON SAVINGS & LOAN	\$ 500.01	\$ 250.00	\$ (250.01)
GREENVILLE NATIONAL BANK	\$ 1,000.00	\$ 1,000.00	\$ -
SECOND NATIONAL BANK	\$ 1,018,898.89	\$ 1,023,411.47	\$ 4,512.58
STAR OHIO	\$ 3,485,757.59	\$ 3,301,221.58	\$ (184,536.01)
STAR OHIO PLUS	\$ 2,521,183.44	\$ 2,526,386.78	\$ 5,203.34 ok
	\$ 7,084,180.03	\$ 6,898,918.31	\$ (185,261.72)
			\$ -
			\$ -
			\$ -
CDARS	\$ 1,250,000.00	\$ 1,250,000.00	\$ -
PETTY CASH	\$ 100.00	MEMO	\$ (100.00)
LIBRARY CHANGE FUND	\$ -	\$ -	\$ -
CAFETERIA CHANGE FUND	\$ 80.00	MEMO	\$ (80.00)
ATHLETIC CHANGE FUND	\$ 1,500.00	MEMO	\$ (1,500.00)
	\$ 8,334,180.03	\$ 8,148,918.31	\$ (185,261.72)
		\$ 8,148,918.31	\$ -
		\$ 8,148,918.31	\$ -

# INVESTMENT JUNE 2019



CD'S

US AGENCIES

MONEY MARKETS


MUTUAL FUND

DATE: 07/01/2019  
TIME: 16:13

BRADFORD BOARD OF EDUCATION  
CASH RECONCILIATION AS OF 06/30/2019

PAGE: 1  
(USAEMSED)

	SUB-TOTALS	TOTALS
	-----	-----
Gross Depository Balances:		
SECOND NATIONAL BANK	\$ 1,023,411.47	
COVINGTON SAVINGS & LOAN	151,393.95	
COVINGTON SAVINGS & LOAN-ATHLETI	250.00	
STAR OHIO	3,301,221.58	
STAR OHIO PLUS	2,526,386.78	
GREENVILLE NATIONAL BANK	21,448.24	
	-----	
Total Depository Balances (Gross)		\$ 7,024,112.02
Adjustments to Bank Balance:		
Cash in Transit to Bank	\$ 0.00	
Outstanding Checks	125,193.71-	
Adjustments	0.00	
	-----	
Total Adjustments to Bank Balance		125,193.71-
Investments:		
Treasury Bonds and Notes	\$ 0.00	
Certificate of Deposits	1,250,000.00	
Other Securities	0.00	
Other Investments:		
	-----	
Total Investments		1,250,000.00
Cash on Hand:		
Petty Cash:		
Change Cash:		
Cash with Fiscal Agent	0.00	
	-----	
Total Cash on Hand		0.00
Total Balances		\$ 8,148,918.31
		=====
Total Fund Balance		\$ 8,148,918.31
		=====
Depository Clearance Accounts:		
Total Clearance Account Balances		\$ 0.00

  
-----  
Treasurer

DATE: 07/01/2019  
 TIME: 16:09:29

FORM SM-2  
 OHIO DEPARTMENT OF EDUCATION - OFFICE OF SCHOOL MANAGEMENT ASSISTANCE  
 ANNUAL SPENDING PLAN (CURRENT OPERATION - GENERAL FUND ONLY - O.R.C. 5705.391)

PAGE: 1

SCHOOL DISTRICT: BRADFORD BOARD OF EDUCATION      IRN # 045229      COUNTY: MIAMI      FISCAL YEAR: 2019      MONTH: 06

	MONTHLY ESTIMATE	MONTHLY ACTUAL	MONTHLY DIFFERENCE	FISCAL YTD ESTIMATE	FISCAL YTD ACTUAL	FISCAL YTD DIFFERENCE
<b>REVENUES</b>						
01.010 General Property (Real Estate)	0	0	0	0	919,546	919,546
01.020 Tangible Personal Property Tax	0	0	0	0	45,038	45,038
01.030 Income Tax	0	0	0	0	1,171,369	1,171,369
01.035 Unrestricted Grants-in-Aid	0	336,948	336,948	0	4,206,672	4,206,672
01.040 Restricted Grants-in-Aid	0	27,084	27,084	0	64,416	64,416
01.045 Restricted Grants-in-Aid - SFSF	0	0	0	0	0	0
01.050 Property Tax Allocation	0	0	0	0	155,134	155,134
01.060 All Other Operating Revenue	0	41,998	41,998	0	623,813	623,813
01.070 Total Revenue	0	406,030	406,030	0	7,185,988	7,185,988
<b>OTHER FINANCING SOURCES</b>						
02.010 Proceeds from Sale of Notes	0	0	0	0	0	0
02.020 State Emergency Loans & Advancements (Approved)	0	0	0	0	0	0
02.040 Operating Transfers-In	0	0	0	0	0	0
02.050 Advances-In	0	176,235	176,235	0	197,034	197,034
02.060 All Other Financing Sources	0	0	0	0	78,822	78,822
02.070 Total Other Financing Sources	0	176,235	176,235	0	275,856	275,856
02.080 Total Revenues and Other Financing Sources	0	582,265	582,265	0	7,461,844	7,461,844
<b>EXPENDITURES</b>						
03.010 Personal Services	0	294,653	294,653	0	3,335,617	3,335,617
03.020 Employees' Retirement/Insurance Benefits	0	123,563	123,563	0	1,258,389	1,258,389
03.030 Purchased Services	0	243,725	243,725	0	1,472,980	1,472,980
03.040 Supplies and Materials	0	3,892	3,892	0	116,826	116,826
03.050 Capital Outlay	0	1,140	1,140	0	175,748	175,748
03.060 Intergovernmental	0	0	0	0	0	0
04.010 Debt Service: All Principal (Historical)	0	0	0	0	0	0
04.020 Debt Service: Principal - Notes	0	0	0	0	0	0
04.030 Debt Service: Principal - State Loans	0	0	0	0	0	0
04.040 Debt Service: Principal - State Advancements	0	0	0	0	0	0
04.050 Debt Service: Principal - HB 264 Loans	0	0	0	0	0	0
04.055 Debt Service: Principal - Other	0	0	0	0	0	0
04.060 Debt Service: Interest and Fiscal Charges	0	0	0	0	0	0
04.300 Other Objects	0	64,716-	64,716-	0	102,047	102,047
04.500 Total Expenditures	0	602,257	602,257	0	6,461,607	6,461,607
<b>OTHER FINANCING USES</b>						
05.010 Operating Transfers - Out	0	40,000	40,000	0	40,000	40,000
05.020 Advances - Out	0	46,774	46,774	0	187,671	187,671
05.030 All Other Financing Uses	0	0	0	0	0	0
05.040 Total Other Financing Uses	0	86,774	86,774	0	227,671	227,671
05.050 Total Expenditure and Other Financing Uses	0	689,031	689,031	0	6,689,278	6,689,278
06.010 Excess Rev & Oth Financing Sources over(under) Exp &	0	106,766-	106,766-	0	772,566	772,566
07.010 Beginning Cash Balance	0	6,819,748	6,819,748	0	5,940,416	5,940,416
07.020 Ending Cash Balance	0	6,712,982	6,712,982	0	6,712,982	6,712,982
08.010 Outstanding Encumbrances	0	302,593	302,593	0	302,593	302,593

DATE: 07/01/2019  
 TIME: 16:11:12

SCHOOL DISTRICT: BRADFORD BOARD OF EDUCATION

SM2 REPORT BY MONTH  
 IRN # 045229

COUNTY: MIAMI

PAGE: 1  
 FISCAL YEAR: 2019

	FY ACTUAL	JULY JANUARY	AUGUST FEBRUARY	SEPTEMBER MARCH	OCTOBER APRIL	NOVEMBER MAY	DECEMBER JUNE
<b>REVENUES</b>							
01.010 General Property (Real Estate)	919,546	125,000 0	254,616 70,000	0 469,930	0 0	0 0	0 0
01.020 Tangible Personal Property Tax	45,038	0 0	21,706 0	0 23,332	0 0	0 0	0 0
01.030 Income Tax	1,171,369	361,704 255,136	0 0	0 0	277,769 276,760	0 0	0 0
01.035 Unrestricted Grants-in-Aid	4,206,672	338,991 356,177	349,062 349,070	351,873 347,679	370,167 355,311	343,093 354,316	353,985 336,948
01.040 Restricted Grants-in-Aid	64,416	2,928 3,668	2,926 3,476	3,024 3,421	2,828 3,354	2,769 3,370	5,568 27,084
01.045 Restricted Grants-in-Aid - SFSF	0	0 0	0 0	0 0	0 0	0 0	0 0
01.050 Property Tax Allocation	155,134	0 0	0 0	75,924 42,525	998 35,687	0 0	0 0
01.060 All Other Operating Revenue	623,813	90,671 43,884	47,987 45,368	43,956 78,944	48,086 46,865	41,180 51,934	42,940 41,998
01.070 Total Revenue	7,185,988	919,294 658,865	676,297 467,914	474,777 965,831	699,848 717,977	387,042 409,620	402,493 406,030
<b>OTHER FINANCING SOURCES</b>							
02.010 Proceeds from Sale of Notes	0	0 0	0 0	0 0	0 0	0 0	0 0
02.020 State Emergency Loans & Advancements (App	0	0 0	0 0	0 0	0 0	0 0	0 0
02.040 Operating Transfers-In	0	0 0	0 0	0 0	0 0	0 0	0 0
02.050 Advances-In	197,034	0 0	0 0	10,799 0	0 0	10,000 0	0 176,235
02.060 All Other Financing Sources	78,822	12,542 0	22,333 15,278	2,955 0	19,345 0	6,219 0	150 0
02.070 Total Other Financing Sources	275,856	12,542 0	22,333 15,278	13,754 0	19,345 0	16,219 0	150 176,235
02.080 Total Revenues and Other Financing Source	7,461,844	931,836 658,865	698,630 483,192	488,531 965,831	719,193 717,977	403,261 409,620	402,643 582,265
<b>EXPENDITURES</b>							
03.010 Personal Services	3,335,617	243,481 238,857	375,755 239,418	246,840 410,825	248,036 250,949	280,503 247,876	258,424 294,653
03.020 Employees' Retirement/Insurance Benefits	1,258,389	99,074 123,957	92,222 105,186	110,574 106,514	92,835 105,250	92,972 104,054	102,188 123,563
03.030 Purchased Services	1,472,980	141,905 62,616	79,763 87,204	112,420 109,667	103,912 128,190	158,435 107,587	137,556 243,725

DATE: 07/01/2019  
 TIME: 16:11:12

SCHOOL DISTRICT: BRADFORD BOARD OF EDUCATION

SM2 REPORT BY MONTH  
 IRN # 045229

COUNTY: MIAMI

PAGE: 2  
 FISCAL YEAR: 2019

	FY ACTUAL	JULY JANUARY	AUGUST FEBRUARY	SEPTEMBER MARCH	OCTOBER APRIL	NOVEMBER MAY	DECEMBER JUNE
03.040 Supplies and Materials	116,826	2,949 3,442	12,909 8,341	14,984 3,785	30,081 13,145	6,045 10,726	6,527 3,892
03.050 Capital Outlay	175,748	308- 479	2,282 400	159,275 0	568 150	3,666 200	7,896 1,140
03.060 Intergovernmental	0	0 0	0 0	0 0	0 0	0 0	0 0
04.010 Debt Service: All Principal (Historical)	0	0 0	0 0	0 0	0 0	0 0	0 0
04.020 Debt Service: Principal - Notes	0	0 0	0 0	0 0	0 0	0 0	0 0
04.030 Debt Service: Principal - State Loans	0	0 0	0 0	0 0	0 0	0 0	0 0
04.040 Debt Service: Principal - State Advanceme	0	0 0	0 0	0 0	0 0	0 0	0 0
04.050 Debt Service: Principal - HB 264 Loans	0	0 0	0 0	0 0	0 0	0 0	0 0
04.055 Debt Service: Principal - Other	0	0 0	0 0	0 0	0 0	0 0	0 0
04.060 Debt Service: Interest and Fiscal Charges	0	0 0	0 0	0 0	0 0	0 0	0 0
04.300 Other Objects	102,047	33,276 13,295	15,813 14,191	8,353 20,921	13,706 15,173	8,575 9,973	13,487 64,716
04.500 Total Expenditures	6,461,607	520,377 442,646	578,744 454,740	652,446 651,712	489,138 512,857	550,196 480,416	526,078 602,257
OTHER FINANCING USES							
05.010 Operating Transfers - Out	40,000	0 0	0 0	0 0	0 0	0 0	0 40,000
05.020 Advances - Out	187,671	0 0	55,000 0	15,000 32,000	38,897 0	0 0	0 46,774
05.030 All Other Financing Uses	0	0 0	0 0	0 0	0 0	0 0	0 0
05.040 Total Other Financing Uses	227,671	0 0	55,000 0	15,000 32,000	38,897 0	0 0	0 86,774
05.050 Total Expenditure and Other Financing Use	6,689,278	520,377 442,646	633,744 454,740	667,446 683,712	528,035 512,857	550,196 480,416	526,078 689,031
06.010 Excess Rev & Oth Financing Sources over(u	772,566	411,459 216,219	64,886 28,452	178,915- 282,119	191,158 205,120	146,935- 70,796-	123,435- 106,766-
07.010 Beginning Cash Balance	5,940,416	5,940,416 6,158,634	6,351,875 6,374,853	6,416,761 6,403,305	6,237,846 6,685,424	6,429,004 6,890,544	6,282,069 6,819,748
07.020 Ending Cash Balance	6,712,982	6,351,875 6,374,853	6,416,761 6,403,305	6,237,846 6,685,424	6,429,004 6,890,544	6,282,069 6,819,748	6,158,634 6,712,982

DATE: 07/01/2019

TIME: 16:11:12 SCHOOL DISTRICT: BRADFORD BOARD OF EDUCATION

SM2 REPORT BY MONTH

IRN # 045229

COUNTY: MIAMI

PAGE: 3

FISCAL YEAR: 2019

	FY ACTUAL	JULY JANUARY	AUGUST FEBRUARY	SEPTEMBER MARCH	OCTOBER APRIL	NOVEMBER MAY	DECEMBER JUNE
08.010 Outstanding Encumbrances	302,593	1,165,364 911,892	1,193,289 844,315	1,168,482 797,809	1,070,271 715,379	1,073,209 678,384	924,011 302,593



DATE: 07/02/19  
 TIME: 07:53

MONTHLY STATEMENT BOARD/ACTIVITY ACCOUNTS - JUNE

BRADFORD BOARD OF EDUCATION  
 MDECA CREATED (CASSUM)

FUND/SCC	DESCRIPTION	LAST MONTH'S BALANCE	CURRENT RECEIPTS	CURRENT EXPENDITURES	CURRENT CASH BALANCE
001 0000	GENERAL FUND	6,859,547.27	579,683.86	672,374.84	6,766,856.29
001 9000	GENERAL	5,151.82	0.00	0.00	5,151.82
001 9002	SED BUS PURCHASE SET-ASIDES DARKE CO	31,156.92	0.00	0.00	31,156.92
001 9003	MH BUS PURCHASE SET-ASIDES - DARKE CO	66,502.99	0.00	0.00	66,502.99
001 9045	GENERAL	58,577.16	0.00	0.00	58,577.16
001 9118	STRIVING READERS GRANT GF 18-19	5,746.68	0.00	4.97	5,751.65
001 9119	STRIVING READERS GRANT	17,419.58	0.00	0.00	17,419.58
001 9121	TEXTBOOK AND INSTRUCTIONAL MATERIALS SET-ASID	81,682.50	0.00	1,540.06	80,142.44
001 9122	CAPITAL MAINTENANCE SET-ASIDES	434,022.97	0.00	0.00	434,022.97
001 9125	Cafeteria Plan Refunds	651.98	0.00	0.00	651.98
001 9139	Miami County Services	0.00	0.00	1,900.00	1,900.00
001 9154	MEDICAID REIMBURSEMENT	17,049.34	0.00	0.00	17,225.54
001 9158	OHIO HIGH SCHOOL ATHLETIC ASSN	0.00	2,176.20	0.00	2,176.20
001 9194	GENERAL FUND - STATE BUS PURCHASE ALLOWANCE	4,229.48	404.65	0.00	4,634.13
001 9195	GENERAL FUND - PARITY	116,690.81	0.00	0.00	116,690.81
001 9215	BOOSTER CLUB MONEY FOR FOOD ACTIVITIES	90.62	0.00	0.00	90.62
001 9221	TRANSPORATION USING VAN	348.06	0.00	31.41	316.65
001 9222	GENERAL	517.41	0.00	0.00	517.41
001 9318	PETTY CASH ACCOUNTS	100.00	0.00	100.00	0.00
001 9320	GENERAL	30.00	0.00	0.00	30.00
001 9412	GENERAL STATE SETASIDE	113,345.65	0.00	0.00	113,345.65
001 9718	GENERAL	62,717.08	0.00	11.63	62,728.71
001 9819	FEDERAL GRANT EXPENDITURES IN GENERAL FUND	35.72	0.00	13,267.05	13,302.77
001 9900	Previous Years Expenditures	15,088.66	0.00	0.00	15,088.66
001 9920	EXPENDITURES FOR THE 2019-2020 YEAR	0.00	0.00	0.00	0.00
002 0000	BOND RETIREMENT 4.12 MILLS BOND REG/BLDG 2020	127,568.03	0.00	0.00	127,568.03
002 9020	BOND RETIREMENT .58 MILLS BOND SITE 2020	21,538.46	0.00	0.00	21,538.46
003 0000	PERMANENT IMPROVEMENT FUND	441,263.90	0.00	0.00	441,263.90
006 0000	LUNCHROOM/FOOD SERVICE	104,851.99	15,463.94	12,406.09	107,909.84
006 9318	PETTY CASH ACCOUNTS	0.00	0.00	0.00	0.00
007 9000	UNCLAIMED FUNDS	489.73	0.00	0.00	489.73
007 9900	BRADFORD FIRE & RESCUE SCHOLARSHIP	500.00	0.00	0.00	500.00
007 9901	CREIGLOW SCHOLARSHIP FUND	0.00	0.00	0.00	0.00
007 9902	BLESSED DIRECTION INC. SCHOLARSHIP	6,500.00	0.00	0.00	6,500.00
007 9903	MAX WEAVER SCHOLARSHIP FUND	500.00	0.00	0.00	500.00
007 9904	CLASS OF 1957 SCHOLARSHIP FUND	0.00	0.00	0.00	0.00
007 9905	CHAD NOLAN SCHOLARSHIP/MISC	4,250.00	0.00	0.00	4,250.00
007 9906	COVINGTON EAGLES SCHOLARSHIP FUND	4,274.62	0.00	0.00	4,274.62
007 9907	PEPSI AND COCA-COLA SCHOLARSHIP FUNDS	2,000.00	0.00	0.00	2,000.00
007 9908	RICHARD "DICK" HARMON SCHOLARSHIP FUND	23,000.00	0.00	0.00	23,000.00
007 9909	VERNON LINDEMAN LINEMAN SCHOLARSHIP	1,000.00	0.00	0.00	1,000.00
007 9910	AAA SCHOLARSHIP FUND	0.00	0.00	0.00	0.00
007 9911	RAY PRUITT SCHOLARSHIP FUND	0.00	0.00	0.00	0.00
007 9912	HAROLD MARKER SCHOLARSHIP FUND	2,000.00	0.00	0.00	2,000.00
007 9913	COVINGTON SAVINGS & LOAN SCHOLARSHIP	500.00	0.00	0.00	500.00
007 9977	GANGER SCHOLARSHIP DONATION-CLASS OF 1977	125.00	0.00	0.00	125.00
007 9994	BRADFORD EDUCATION ASSN. SCHOLARSHIP FUND	0.00	0.00	0.00	0.00
007 9996	PRODUCTION PAINT FINISHERS GRANT/SPECIAL TRUS	9,992.01	0.00	0.00	9,992.01
008 0000	WADE KINDERGARTEN	10,525.28	21.43	196.47	10,350.24
008 9202	BEARD ENDOWMENT	44,258.72	91.84	0.00	44,350.56
010 0000	CLASSROOM FACILITIES	0.00	0.00	0.00	0.00
018	PUBLIC SUPPORT SCHOOL FUND	32,831.18	869.26	2,283.74	31,416.70

DATE: 07/02/19  
TIME: 07:53

BRADFORD BOARD OF EDUCATION  
MONTHLY STATEMENT BOARD/ACTIVITY ACCOUNTS - JUNE

MDECA CREATED (CASSUM)

FUND/SCC	DESCRIPTION	LAST MONTH'S BALANCE	CURRENT RECEIPTS	CURRENT EXPENDITURES	CURRENT CASH BALANCE
019 0000	OTHER GRANT	2.85	0.00	2.85	0.00
019 9001	SHOPA KIDS IN NEED FOUNDATION GRANT	0.35	0.00	0.35	0.00
019 9002	MIAMI COUNTY FOUNDATION -HS MUSIC DEPARTMENT	0.00	0.00	0.00	0.00
019 9003	MIAMI COUNTY FOUNDATION-FEELING GOOD MILE HIG	1.84	0.00	1.84	0.00
019 9004	RADIO & TEL NEWS DIRECTORS FOUND MEDIA TECH	174.02	0.00	59.96	114.06
019 9005	ECO GARDEN GRANT MIAMI COUNTY PARK DISTRICT	500.00	0.00	0.00	500.00
019 9006	ECO GARDEN GRANT- TROY FOUNDATION	0.00	0.00	0.00	0.00
019 9007	REED - VALEDICTORIAN/MEMORIAL	309.58	0.00	0.00	309.58
019 9008	MIAMI COUNTY FOUNDATION ECO GARDEN GRANT	3.75	0.00	3.75	0.00
019 9009	ELEMENTARY ART - TROY FOUNDATION	12.91	0.00	0.00	12.91
019 9011	MIAMI COUNTY FOUNDATION ALL ABOARD PROGRAM	102.22	0.00	0.00	102.22
019 9012	MAC GRANT	1,093.18	0.00	0.00	1,093.18
019 9013	ALL-ABOARD- OTHER GRANT	0.00	0.00	0.00	0.00
019 9014	TROY FOUNDATION SUMMER ART CAMP	0.00	0.00	0.00	0.00
019 9015	MIAMI COUNTY FOUNDATION ELEMENTARY GRANT	20.25	0.00	20.25	0.00
019 9016	PTO-ELEMENTARY TECHNOLOGY GRANT	0.00	0.00	0.00	0.00
019 9017	EAGLES-COVINGTON DONATION	0.00	0.00	0.00	0.00
019 9018	MIAMI COUNTY FOUNDATION-ART DISCOVERY CAMP	5,927.64	0.00	0.00	5,927.64
019 9019	MIAMI COUNTY FOUNDATION FALL/ELE HEALTH	512.62	0.00	0.00	512.62
019 9020	MIAMI COUNTY FOUNDATION MEDIA CENTER GRANT	7,000.00	0.00	0.00	7,000.00
019 9021	TROY FOUNDATION FIELD TRIP GRANT	0.00	0.00	0.00	0.00
019 9022	MISCELLANEOUS FIELD TRIP GRANTS	758.76	0.00	0.00	758.76
019 9023	VIVIAN RUSSELL KINDERGARTEN FUND	57.87	0.00	0.00	57.87
019 9024	ANNA BIER ART GRANT	593.99	0.00	400.00	193.99
019 9025	COMMUNITY BLOOD CENTER GRANT	0.00	0.00	0.00	0.00
019 9026	BELIEVE IN OHIO GRANT	67.65	0.00	67.65	0.00
019 9027	TRI-COUNTY BOARD OF REC AND MENTAL HEALTH GRA	0.00	0.00	0.00	0.00
019 9131	MIAMI COUNTY FOUNDATION SEMI-ANNUAL GRANT	3,252.48	723.00	1,024.25	2,951.23
019 9132	OTHER GRANT RENAISSANCE	0.00	0.00	0.00	0.00
019 9181	MIAMI COUNTY PARKS - GIZMOS GRANT	2,205.00	0.00	2,195.00	10.00
019 9182	Miami County Parks-7th Growth Mindsets	0.00	0.00	0.00	0.00
019 9191	MIAMI CO FOUNDATION-PHONES/RADIOS	0.00	0.00	0.00	0.00
019 9192	MIAMI CO FOUNDATION-FRENCH HORNS	0.00	0.00	0.00	0.00
019 9193	MIAMI CO FOUNDATION-CAMERAS	0.00	0.00	0.00	0.00
019 9222	OTHER GRANT LIBRARY	10.00	0.00	0.00	10.00
019 9230	OTHER GRANT	150.00	0.00	0.00	150.00
019 9272	Miami County Foundation Grant-Water Fountains	5,090.00	0.00	0.00	5,090.00
019 9340	Miami County Foundation Grant-3-D Printer	3,952.00	0.00	3,229.00	0.00
019 9410	GRANT FROM DARKE COUNTY FOUNDATION	1,100.00	0.00	0.00	1,100.00
019 9517	OTHER GRANT	6,400.00	0.00	0.00	6,400.00
020 9989	EARLY CHILDHOOD/PRE-SCHOOL	0.00	0.00	0.00	0.00
022 0000	OHSAA TOURNAMENT ACCOUNTS	2,283.54	0.00	2,283.54	0.00
022 9617	unclaimed funds for 2016-2017	0.00	0.00	0.00	0.00
022 9718	DISTRICT AGENCY	1,015.85	0.00	238.00	777.85
022 9819	UNCASHED FUNDS FOR 2018-2019	0.00	192.99	0.00	192.99
034 0000	CLASSROOM FACILITY MAINTENANCE	459,591.59	24,078.08	0.00	483,669.67
034 9045	MAINTENANCE FUND DELINQUENCIES	1,065.27	0.00	0.00	1,065.27
300	ATHLETIC/MUSIC FUND	33,175.57	400.00	0.00	30,775.96
416	STUDENT INTERVENTION 9-10 GRADE PROF DEVELOP	75,889.22	64,166.19	87,182.20	52,873.21
416 9906	STUDENT INTERVENTION GRADE 9-10 PROF DEVELOP	0.00	0.00	0.00	0.00
432 9006	EMIS FY 2006	0.00	0.00	0.00	0.00

DATE: 07/02/19  
 TIME: 07:53

BRADFORD BOARD OF EDUCATION  
 MONTHLY STATEMENT BOARD/ACTIVITY ACCOUNTS - JUNE

PAGE: 3  
 MDECA CREATED (CASSUM)

FUND/SCC	DESCRIPTION	LAST MONTH'S BALANCE	CURRENT RECEIPTS	CURRENT EXPENDITURES	CURRENT CASH BALANCE
432 9204	MANAGE. INFO. SYS. FUND	0.00	0.00	0.00	0.00
432 9205	MANGED. INFO. SYSTEM STATE FY 2005	0.00	0.00	0.00	0.00
432 9206	MANAGE. INFO. SYS. FUND	0.00	0.00	0.00	0.00
432 9207	MANAGEMENT INFO SYSTEMS FY2007	0.00	0.00	0.00	0.00
432 9208	EMIS FY2008	0.00	0.00	0.00	0.00
432 9209	EMIS FY2009	0.00	0.00	0.00	0.00
432 9210	EMIS FY2010	0.00	0.00	0.00	0.00
432 9211	EMIS FY2011	0.00	0.00	0.00	0.00
432 9212	EMIS FY2012	0.00	0.00	0.00	0.00
450 9204	SCHOOLNET PLUS GRADE 7 FY 2004	0.00	0.00	0.00	0.00
450 9206	SCHOOLNET PLUS FY 2006 ROUND #8	0.00	0.00	0.00	0.00
450 9207	SCHOOLNET PLUS FY2007	0.00	0.00	0.00	0.00
450 9905	SCHOOLNET PLUS ROUND 5	0.00	0.00	0.00	0.00
451 9204	ONEnet FY 2004	0.00	0.00	0.00	0.00
451 9205	DATA COMM ONEnet FY 2005	0.00	0.00	0.00	0.00
451 9206	DATA COMM	0.00	0.00	0.00	0.00
451 9207	DATA COMM FY2007	0.00	0.00	0.00	0.00
451 9208	DATA COMM FY2008	0.00	0.00	0.00	0.00
451 9209	DATA COMM FY2009	0.00	0.00	0.00	0.00
451 9210	DATA COMM FY2010	0.00	0.00	0.00	0.00
451 9211	DATA COMM FY2011	0.00	0.00	0.00	0.00
451 9212	DATA COMM FY2012	0.00	0.00	0.00	0.00
451 9213	DATA COMM FY2013	0.00	0.00	0.00	0.00
451 9214	DATA COMM FY14	0.00	0.00	0.00	0.00
451 9215	FY15 DATA COMM	0.00	0.00	0.00	0.00
451 9216	FY16 DATA COMMUNICATIONS	0.00	0.00	0.00	0.00
451 9217	FY17 DATA COMMUNICATIONS	0.00	0.00	0.00	0.00
451 9718	FY18 DATA COMMUNICATIONS	0.00	0.00	0.00	0.00
451 9819	FY19 DATA COMMUNICATIONS	0.00	0.00	0.00	0.00
452 9204	SCHOOLNET PROF DEV FY 2004	3,100.00	0.00	3,100.00	0.00
452 9205	SCHOOLNET PROF DEV FY 2005	0.00	0.00	0.00	0.00
452 9206	SCHOOLNET PROF DEV FY 2006	0.00	0.00	0.00	0.00
452 9207	SCHOOLNET PROF DEV FY2007	0.00	0.00	0.00	0.00
452 9208	SCHOOLNET PROF DEV FY2008	0.00	0.00	0.00	0.00
452 9209	SCHOOLNET PROF DEV FY2009	0.00	0.00	0.00	0.00
452 9210	SCHOOLNET PROF DEV FY2010	0.00	0.00	0.00	0.00
454 9202	TECH EQUITY FY 2002	0.00	0.00	0.00	0.00
454 9203	TECH EQUITY FY03	0.00	0.00	0.00	0.00
458 9203	IVDL FY 2003 TOBACCO SETTLEMENT	0.00	0.00	0.00	0.00
459 9003	OHIO READS FY 2003 VOLUNTEER	0.00	0.00	0.00	0.00
459 9004	OHIO READS FY 2004 VOLUNTEER	0.00	0.00	0.00	0.00
459 9005	OHIO READS FY2005 VOLUNTEER	0.00	0.00	0.00	0.00
459 9006	OHIO READS FY 2006 VOLUNTEER	0.00	0.00	0.00	0.00
459 9007	OHIO READS FY2007 VOLUNTEER GRANT	0.00	0.00	0.00	0.00
459 9200	OHIO READS FY 2002 VOLUNTEER	0.00	0.00	0.00	0.00
459 9201	OHIO READS FY 2001 VOLUNTEER	0.00	0.00	0.00	0.00
459 9202	OHIO READS FY 2002	0.00	0.00	0.00	0.00
459 9203	OHIO READS FY 2003 #15044	0.00	0.00	0.00	0.00
459 9204	OHIO READS CONTINUATION GRANT FY 2004 003368	0.00	0.00	0.00	0.00
459 9205	OhioReads FY 2005	0.00	0.00	0.00	0.00
459 9206	OHIO READS FY 2006	0.00	0.00	0.00	0.00
459 9207	OHIO READS GRANT FY2007	0.00	0.00	0.00	0.00

DATE: 07/02/19  
 TIME: 07:53

BRADFORD BOARD OF EDUCATION  
 MONTHLY STATEMENT BOARD/ACTIVITY ACCOUNTS -

JUNE

PAGE: 4

MDECA CREATED (CASSUM)

FUND/SCC	DESCRIPTION	LAST MONTH'S BALANCE	CURRENT RECEIPTS	CURRENT EXPENDITURES	CURRENT CASH BALANCE
459 9902	OHIO READS SUMMER 2002	0.00	0.00	0.00	0.00
459 9903	OHIO READS NEW SUMMER COMMUNITY #35173	0.00	0.00	0.00	0.00
460 9204	STUDENT INTERVENTION GRADES 9-10 FY 05	0.00	0.00	0.00	0.00
460 9205	STUDENT INTERVENTION GRADES 1-4 FY 2005	0.00	0.00	0.00	0.00
499 9191	School Safety Grant	0.00	2,570.75	0.00	2,570.75
499 9207	FY2007 GIFTED SUPPLEMENTAL FUNDS	0.00	0.00	0.00	0.00
499 9208	GIFTED SUPPLEMENTAL FUNDS FY2008	0.00	0.00	0.00	0.00
499 9209	GIFTED SUPPLEMENTAL FUNDS FY2009	0.00	0.00	0.00	0.00
499 9210	SAFE ROUTES TO SCHOOL GRANT FY2010	0.00	0.00	0.00	0.00
499 9211	MISC. STATE GRANT SCHOOL IMPR INCENT AWARD	0.00	0.00	0.00	0.00
499 9214	OSFC SAFETY AND SECURITY GRANT	0.00	0.00	0.00	0.00
499 9718	MISC. STATE GRANT	0.00	0.00	0.00	0.00
499 9819	Ohio Climate Grant	2,570.75	2,221.65	4,500.00	292.40
499 9907	OHIO CORE IMPLEMENTATION GRANT	0.00	0.00	0.00	0.00
499 9909	ADVANCED ENERGY GRANT - OHIO DEPT OF DEVELOPM	0.00	0.00	0.00	0.00
504 0000	ED JOBS FUND	0.00	0.00	0.00	0.00
506 0000	RACE TO THE TOP FEDERAL FUNDS	0.00	0.00	0.00	0.00
516 0000	IDEA PART B	0.00	0.00	0.00	0.00
516 9017	IDEA PART B	0.00	0.00	0.00	0.00
516 9018	IDEA PART B	0.00	0.00	0.00	0.00
516 9206	IDEA PART B	0.00	0.00	0.00	0.00
516 9207	IDEA PART B FY 2006	0.00	0.00	0.00	0.00
516 9208	IDEA PART B FY2007 (FLOW-THRU)	0.00	0.00	0.00	0.00
516 9209	IDEA B SPECIAL ED FY2008 FLOW THRU	0.00	0.00	0.00	0.00
516 9210	IDEA B SPECIAL ED FY2009 FLOWTHRU	0.00	0.00	0.00	0.00
516 9211	IDEA B SPECIAL ED FY2010	0.00	0.00	0.00	0.00
516 9212	IDEA B SPECIAL ED FY2011	0.00	0.00	0.00	0.00
516 9213	IDEA B SPECIAL ED FY2012	0.00	0.00	0.00	0.00
516 9214	IDEA B SPECIAL ED FY2013	0.00	0.00	0.00	0.00
516 9215	IDEA B SPECIAL ED FY2014	0.00	0.00	0.00	0.00
516 9216	IDEA B SPECIAL ED FY2015	0.00	0.00	0.00	0.00
516 9217	IDEA B SPECIAL ED FY2016	0.00	0.00	0.00	0.00
516 932N	SPECIAL ED - ARRA STIMULUS	0.00	0.00	0.00	0.00
516 9320	SPECIAL ED - ARRA STIMULUS	0.00	0.00	0.00	0.00
516 9718	IDEA PART B	0.00	0.00	0.00	0.00
516 9819	TITLE 6B GRANT FOR 2018-2019	0.00	18,463.74	18,463.74	0.00
532 932N	STATE FISCAL STABILIZATION FUND (SFSF) STIMUL	0.00	96,447.03	96,447.03	0.00
532 9320	STATE FISCAL STABILIZATION FUND (SFSF) STIMUL	0.00	0.00	0.00	0.00
533 9210	TITLE II-TECH FY2010	0.00	0.00	0.00	0.00
533 9211	TITLE II-TECH FY2011	0.00	0.00	0.00	0.00
533 9212	TITLE II-D TECH FY2012	0.00	0.00	0.00	0.00
572 0000	TITLE I	485.84	0.00	0.00	485.84
572 9203	TITLE I FY 2003	0.00	0.00	0.00	0.00
572 9204	TITLE I FY 2004	0.00	0.00	0.00	0.00
572 9205	TITLE I FY 2005	0.00	0.00	0.00	0.00
572 9206	TITLE I FY 2006	0.00	0.00	0.00	0.00
572 9207	TITLE I FY2007	0.00	0.00	0.00	0.00
572 9208	TITLE I DISADVANTAGED YOUTH FY2008	0.00	0.00	0.00	0.00
572 9209	TITLE I DISADVANTAGED YOUTH FY2009	0.00	0.00	0.00	0.00
572 9210	TITLE I DISADVANTAGED YOUTH FY2010	0.00	0.00	0.00	0.00
572 9211	TITLE I DISADVANTAGED YOUTH FY2011	0.00	0.00	0.00	0.00
572 9212	TITLE I DISADVANTAGES YOUTH FY2012	0.00	0.00	0.00	0.00

DATE: 07/02/19  
 TIME: 07:53

BRADFORD BOARD OF EDUCATION  
 MONTHLY STATEMENT BOARD/ACTIVITY ACCOUNTS - JUNE

MDECA CREATED (CASSUM)

FUND/SCC	DESCRIPTION	LAST MONTH'S BALANCE	CURRENT RECEIPTS	CURRENT EXPENDITURES	CURRENT CASH BALANCE
572 9213	TITLE I DISADVANTAGES YOUTH FY2013	0.00	0.00	0.00	0.00
572 9214	TITLE I DISADVANTAGED YOUTH FY2014	0.00	0.00	0.00	0.00
572 9215	TITLE I DISADVANTAGED YOUTH FY2015	0.00	0.00	0.00	0.00
572 9216	TITLE I DISADVANTAGE YOUTH FY16	0.00	0.00	0.00	0.00
572 9217	TITLE I DISADVANTAGED YOUTH FY17	0.00	0.00	0.00	0.00
572 9218	TITLE I DISADVANTAGED YOUTH FY18	0.00	0.00	0.00	0.00
572 932N	TITLE I STIMULUS FY2010	0.00	0.00	0.00	0.00
572 9320	TITLE I STIMULUS FY2011	0.00	0.00	0.00	0.00
572 9718	TITLE I DISADVANTAGES YOUTH FY18	0.00	0.00	0.00	0.00
572 9819	TITLE ONE 2018-2019 SCHOOL YEAR	0.00	0.00	0.00	0.00
573 9005	TITLE V FY 04 CARRYOVER	15,203.95	31,177.30	46,381.25	0.00
573 9204	TITLE V FY 2004	0.00	0.00	0.00	0.00
573 9205	TITLE V FY 2005	0.00	0.00	0.00	0.00
573 9206	TITLE V FY 2006	0.00	0.00	0.00	0.00
573 9207	TITLE V FY2007	0.00	0.00	0.00	0.00
573 9208	TITLE V FY2008	0.00	0.00	0.00	0.00
573 9209	TITLE V FY2009	0.00	0.00	0.00	0.00
584 9005	DRUG FREE GRANT FY 2004 CARRYOVER	0.00	0.00	0.00	0.00
584 9204	TITLE IV-A SAFE AND DRUG FREE SCHOOLS FY 2004	0.00	0.00	0.00	0.00
584 9205	DRUG FREE GRANT FY 2005	0.00	0.00	0.00	0.00
584 9206	DRUG FREE GRANT FY 2006	0.00	0.00	0.00	0.00
584 9207	SAFE AND DRUG FREE GRANT FY2007	0.00	0.00	0.00	0.00
584 9208	SAFE AND DRUG FREE FY2008	0.00	0.00	0.00	0.00
584 9209	SAFE AND DRUG FREE FY2009	0.00	0.00	0.00	0.00
584 9210	SAFE AND DRUG FREE FY2010	0.00	0.00	0.00	0.00
587 9017	PRESCHOOL MONIES	0.00	0.00	0.00	0.00
587 9018	PRESCHOOL MONIES	0.00	0.00	0.00	0.00
587 9119	TITLE 6B RESTORATION MONEY	0.00	1,507.89	1,225.47	282.42
587 9206	IDEA FY 2006 DK CO FLOW-THRU	0.00	0.00	0.00	0.00
587 9207	IDEA PRESCHOOL FY2007 (FLOW-THRU)	0.00	0.00	0.00	0.00
587 9208	IDEA PRESCHOOL SPEC ED FY2008 FLOW THRU	0.00	0.00	0.00	0.00
587 9209	IDEA PRESCHOOL SPEC ED FY2009 FLOWTHRU	0.00	0.00	0.00	0.00
587 9210	IDEA PRESCHOOL SPEC ED FY2010	0.00	0.00	0.00	0.00
587 9211	IDEA PRESCHOOL SPEC ED FY2011	0.00	0.00	0.00	0.00
587 9212	IDEA PRESCHOOL SPEC ED FY2012	0.00	0.00	0.00	0.00
587 9213	IDEA PRESCHOOL SPEC ED FY2013	0.00	0.00	0.00	0.00
587 9214	IDEA PRESCHOOL SPEC ED FY2013	0.00	0.00	0.00	0.00
587 9215	IDEA PRESCHOOL SPEC ED FY2015	0.00	0.00	0.00	0.00
587 9216	IDEA PRESCHOOL SPEC ED FY2016	0.00	0.00	0.00	0.00
587 9217	IDEA PRESCHOOL SPEC ED FY2017	0.00	0.00	0.00	0.00
587 932N	IDEA B FY2010 STIMULUS	0.00	0.00	0.00	0.00
587 9320	IDEA B FY2011 STIMULUS	0.00	0.00	0.00	0.00
587 9718	IDEA	0.00	82.91	82.91	0.00
587 9819	PRESCHOOL GRANT FOR 2018-2019	0.00	568.24	568.24	0.00
590 9005	IMPROVING TCHR QUALITY (FY 04 Carryover) FY05	0.00	0.00	0.00	0.00
590 9014	IMPROVING TEACHER QUALITY FY14	0.00	0.00	0.00	0.00
590 9203	TITLE II-A FY 2003 IMPROVING TEACHER QUALITY	0.00	0.00	0.00	0.00
590 9204	IMPROVING TEACHER QUALITY FY 2004	0.00	0.00	0.00	0.00
590 9205	IMPROVING TCHR QUALITY FY 2005	0.00	0.00	0.00	0.00
590 9206	IMPROVING TCHR QUALITY FY 2006	0.00	0.00	0.00	0.00
590 9207	IMPROVING TEACHER QUALITY FY2007	0.00	0.00	0.00	0.00
590 9208	IMPROVING TEACHER QUALITY FY2008	0.00	0.00	0.00	0.00

DATE: 07/02/19  
 TIME: 07:53

BRADFORD BOARD OF EDUCATION  
 MONTHLY STATEMENT BOARD/ACTIVITY ACCOUNTS -

JUNE

PAGE: 6

MDECA CREATED (CASSUM)

FUND/SCC	DESCRIPTION	LAST MONTH'S BALANCE	CURRENT RECEIPTS	CURRENT EXPENDITURES	CURRENT CASH BALANCE
590 9209	IMPROVING TEACHER QUALITY FY2009	0.00	0.00	0.00	0.00
590 9210	IMPROVING TEACHER QUALITY FY2010	0.00	0.00	0.00	0.00
590 9211	IMPROVING TEACHER QUALITY FY2011	0.00	0.00	0.00	0.00
590 9212	IMPROVING TEACHER QUALITY FY2012	0.00	0.00	0.00	0.00
590 9213	IMPROVING TEACHER QUALITY FY2013	0.00	0.00	0.00	0.00
590 9214	IMPROVING TEACHER QUALITY FY2014	0.00	0.00	0.00	0.00
590 9215	IMPROVING TEACHER QUALITY FY2015	0.00	0.00	0.00	0.00
590 9216	IMPROVING TEACHER QUALITY FY2016	0.00	0.00	0.00	0.00
590 9217	IMPROVING TEACHER QUALITY FY2017	0.00	0.00	0.00	0.00
590 9218	IMPROVING TEACHER QUALITY FY18	0.00	0.00	0.00	0.00
590 9718	IMPROVING TEACHER QUALITY FY2018	0.00	0.00	0.00	0.00
590 9819	TITLE IIA FOR THE 2018-2019 SCHOOL YEAR	16,079.51	2,040.58	18,120.09	0.00
599 0000	OTHER MISC FEDERAL GRANTS	51.31	0.00	0.00	51.31
599 9001	FEMA MISC FEDERAL GRANT	0.00	0.00	0.00	0.00
599 9002	Assistive Technology Infusion Project Rd#2	0.00	0.00	0.00	0.00
599 9003	ASSISTIVE TECH INFUSION PROJECT Rd#3	0.00	0.00	0.00	0.00
599 9004	ATIP ROUND #4	0.00	0.00	0.00	0.00
599 9006	NATIONAL ARCHERY IN SCHOOLS PROGRAM	0.00	0.00	0.00	0.00
599 9118	MISC. FED. GRANT	71.60	0.00	71.60	0.00
599 9119	MISC. FED. GRANT	12,122.35	20,358.47	7,658.58	577.54
599 9199	GRANT SMALL RURAL SCHOOL GRANTS	24,037.00	0.00	24,037.00	0.00
599 9203	TITLE II-D TECHNOLOGY	0.00	0.00	0.00	0.00
599 9204	TITLE II-D FY 2004 TECHNOLOGY	0.00	0.00	0.00	0.00
599 9205	TITLE II-D FY 2005	0.00	0.00	0.00	0.00
599 9206	TITLE II-D FY 2006	0.00	0.00	0.00	0.00
599 9207	TITLE II-D FY2007	0.00	0.00	0.00	0.00
599 9208	TITLE II-D FY2008	0.00	0.00	0.00	0.00
599 9209	TITLE II-D FY2009	0.00	0.00	0.00	0.00
599 9210	TITLE II-D FY2010	0.00	0.00	0.00	0.00
599 9718	MISC. FED. GRANT	0.00	0.00	0.00	0.00
599 9819	TITLE IV FOR THE 2018-2019 SCHOOL YEAR	0.00	11,943.11	11,943.11	0.00
599 9905	REAP FEDERAL GRANT FY 2005	0.00	0.00	0.00	0.00
599 9907	REAP GRANT 2006 (FY2007)	0.00	0.00	0.00	0.00
599 9908	REAP 2007 (FY2008) FEDERAL GRANT	0.00	0.00	0.00	0.00
599 9909	REAP FY2009 FEDERAL GRANT	0.00	0.00	0.00	0.00
599 9910	REAP FY2010	0.00	0.00	0.00	0.00
599 9911	REAP FY2011	0.00	0.00	0.00	0.00
599 9912	REAP FY2012	0.00	0.00	0.00	0.00
599 9913	REAP FY2013	0.00	0.00	0.00	0.00
599 9914	REAP FY2014	0.00	0.00	0.00	0.00
599 9915	REAP FY2105	0.00	0.00	0.00	0.00
599 9916	REAP FY2016	0.00	0.00	0.00	0.00
599 9917	REAP FY2017	0.00	0.00	0.00	0.00
599 9918	REAP FY2018	24,311.50	0.00	24,311.50	0.00
GRAND TOTAL ALL FUNDS		8,334,180.03	874,930.11	1,060,191.83	8,148,918.31

01-JUL-2019 04:06 PM

RECEIPT LIST  
List of Receipt Items by Date  
MONTHLY REVENUE POSTINGS

PAGE 1

Receipt Item  
Number Number Stat Stat2 Description Amount

Receipt Date: 06/03/2019

995304	0001	A		#237753 Upper Valley Career C	95.00
				RECEIPT TOTAL:	95.00
				TOTAL FOR DATE: 06/03/2019	95.00

Receipt Date: 06/05/2019

995305	0001	A		A Boosters Flag Donation #2359	2,999.00
				RECEIPT TOTAL:	2,999.00
995306	0001	A		A Boosters Flag Donation #2359 (	2,999.00)
995306	0002	A		A Boosters Flag Donation #2359	2,999.00
				RECEIPT TOTAL:	0.00
995307	0001	A		A Bstrs 1/2 combocare u #2360	500.00
				RECEIPT TOTAL:	500.00
				TOTAL FOR DATE: 06/05/2019	3,499.00

Receipt Date: 06/06/2019

995308	0001	A		Melgaard dc trip	120.00
				RECEIPT TOTAL:	120.00
995309	0001	A		OHSAA FLAT FEE	250.00
995309	0002	A		OHSAA FLAT FEE	250.00
995309	0003	A		OHSAA FLAT FEE 290.00-237.81	52.19
				RECEIPT TOTAL:	552.19
995310	0001	A		Senior Breakfast 05/17/2019	300.00
				RECEIPT TOTAL:	300.00
995311	0001	A		LUNCH-PUBLIC SECT 11	277.98
995311	0002	A		LUNCH-PUBLIC SECT 11	9,185.23
995311	0003	A		CRRS BREAKFAST REIMB -MAY 19	2,793.40
				RECEIPT TOTAL:	12,256.61

List of Receipt Items by Date  
MONTHLY REVENUE POSTINGS

Receipt Number	Item Number	Stat	Stat2	Description	Amount
----------------	-------------	------	-------	-------------	--------

Receipt Date: 06/06/2019

995312	0001	A		Opportunity Grant	77,876.55
995312	0002	A		Targeted Assistance	23,054.15
995312	0003	A		K-3 Literacy	1,664.68
995312	0004	A		Economic Disadvantaged Funding	1,370.56
995312	0005	A		Limited Eng Proficiency Fundin	0.00
995312	0006	A		Gifted Education Funding	1,518.23
995312	0007	A		Transportation	4,065.37
995312	0008	A		Special Education Addl Funding	11,339.21
995312	0009	A		Capacity Aid	46,697.48
995312	0010	A		Graduation Bonus	0.00
995312	0011	A		Third Grade Reading Bonus	0.00
995312	0012	A		Career Tech Education Funding	182.12
995312	0013	A		Preschool Special Education	998.10
995312	0014	A		Special Education Transportat	575.17
995312	0015	A		Open Enrollment Adjustment	11,878.60
995312	0016	B	EX	Educational Service Center	( 4,483.93)
995312	0017	B	EX	Open Enrollment Adjustment	( 16,302.52)
995312	0018	B	EX	Community School Adjustment	( 337.97)
995312	0019	B	EX	Scholarship Transfer	( 1,015.80)
995312	0020	B	EX	Other Adjustment -negative	( 4,004.62)
995312	0021	B	EX	SF14 Regular Tuition	0.00
995312	0022	B	EX	SF14 Special Education Tuition	( 82.74)
995312	0023	B	EX	College Credit Plus	( 1,430.80)
995312	0024	B	EX	School Employees Retirement Sy	( 6,215.00)
995312	0025	B	EX	State Teachers Retirement Sys	( 16,252.00)
995312	0026	B	EX	Excess Cost	( 5,034.41)
995312	0027	A		SF14 Regular Tuition	( 21.83)
995312	0028	A		FY 2018 Final #2 Adjustment	0.00
995312	0029	A		SF6 Excess Costs	0.00
995312	0030	A		SF14 Regular Tuition	( 4.19)

RECEIPT TOTAL: 126,034.41

TOTAL FOR DATE: 06/06/2019 139,263.21

Receipt Date: 06/07/2019

999521	0001	B	EX	LEVPRO Adj. 05/11/19-05/24/19	262.80
999521	0002	B	EX	LEVPRO Adj. 05/11/19-05/24/19	237.79
999521	0003	B	EX	LEVPRO Adj. 05/11/19-05/24/19	468.03
999521	0004	B	EX	LEVPRO Adj. 05/11/19-05/24/19	1,551.00
999521	0005	B	EX	LEVPRO Adj. 05/11/19-05/24/19	307.73
999521	0006	B	EX	LEVPRO Adj. 05/11/19-05/24/19	1,343.69
999521	0007	B	EX	LEVPRO Adj. 05/11/19-05/24/19	82.04
999521	0008	B	EX	LEVPRO Adj. 05/11/19-05/24/19	( 1,551.00)
999521	0009	B	EX	LEVPRO Adj. 05/11/19-05/24/19	( 383.91)



List of Receipt Items by Date  
MONTHLY REVENUE POSTINGS

Receipt Number	Item Number	Stat	Stat2	Description	Amount
Receipt Date: 06/07/2019					
999521	0010	B	EX	LEVPRO Adj. 05/11/19-05/24/19 (	82.04)
999521	0011	B	EX	LEVPRO Adj. 05/11/19-05/24/19 (	237.79)
999521	0012	B	EX	LEVPRO Adj. 05/11/19-05/24/19 (	468.03)
999521	0013	B	EX	LEVPRO Adj. 05/11/19-05/24/19 (	307.73)
999521	0014	B	EX	LEVPRO Adj. 05/11/19-05/24/19 (	383.91)
999521	0015	B	EX	LEVPRO Adj. 05/11/19-05/24/19 (	262.80)
999521	0016	B	EX	LEVPRO Adj. 05/11/19-05/24/19 (	575.87)
999521	0017	B	EX	LEVPRO Adj. 05/11/19-05/24/19	179.24
999521	0018	B	EX	LEVPRO Adj. 05/11/19-05/24/19 (	179.24)
999521	0019	B	EX	LEVPRO Adj. 05/11/19-05/24/19	380.48
999521	0020	B	EX	LEVPRO Adj. 05/11/19-05/24/19	101.63
999521	0021	B	EX	LEVPRO Adj. 05/11/19-05/24/19	495.91
999521	0022	B	EX	LEVPRO Adj. 05/11/19-05/24/19 (	101.63)
999521	0023	B	EX	LEVPRO Adj. 05/11/19-05/24/19 (	165.30)
999521	0024	B	EX	LEVPRO Adj. 05/11/19-05/24/19 (	30.51)
999521	0025	B	EX	LEVPRO Adj. 05/11/19-05/24/19 (	349.97)
999521	0026	B	EX	LEVPRO Adj. 05/11/19-05/24/19 (	330.61)
999521	0027	B	EX	LEVPRO Adj. 05/11/19-05/24/19	248.83
999521	0028	B	EX	LEVPRO Adj. 05/11/19-05/24/19	213.41
999521	0029	B	EX	LEVPRO Adj. 05/11/19-05/24/19	472.56
999521	0030	B	EX	LEVPRO Adj. 05/11/19-05/24/19 (	248.83)
999521	0031	B	EX	LEVPRO Adj. 05/11/19-05/24/19 (	213.41)
999521	0032	B	EX	LEVPRO Adj. 05/11/19-05/24/19 (	472.56)
999521	0033	B	EX	LEVPRO Adj. 05/11/19-05/24/19	656.40
999521	0034	B	EX	LEVPRO Adj. 05/11/19-05/24/19 (	452.44)
999521	0035	B	EX	LEVPRO Adj. 05/11/19-05/24/19 (	203.96)
999521	0036	B	EX	LEVPRO Adj. 05/11/19-05/24/19	45.01
999521	0037	B	EX	LEVPRO Adj. 05/11/19-05/24/19 (	45.01)
999521	0038	B	EX	LEVPRO Adj. 05/11/19-05/24/19	1,120.45
999521	0039	B	EX	LEVPRO Adj. 05/11/19-05/24/19 (	254.62)
999521	0040	B	EX	LEVPRO Adj. 05/11/19-05/24/19 (	301.28)
999521	0041	B	EX	LEVPRO Adj. 05/11/19-05/24/19 (	564.55)
999521	0042	B	EX	LEVPRO Adj. 05/11/19-05/24/19	877.55
999521	0043	B	EX	LEVPRO Adj. 05/11/19-05/24/19 (	175.51)
999521	0044	B	EX	LEVPRO Adj. 05/11/19-05/24/19 (	702.04)
999521	0045	B	EX	LEVPRO Adj. 05/11/19-05/24/19	580.83
999521	0046	B	EX	LEVPRO Adj. 05/11/19-05/24/19 (	193.61)
999521	0047	B	EX	LEVPRO Adj. 05/11/19-05/24/19 (	387.22)
999521	0048	B	EX	LEVPRO Adj. 05/11/19-05/24/19	262.08
999521	0049	B	EX	LEVPRO Adj. 05/11/19-05/24/19 (	174.72)
999521	0050	B	EX	LEVPRO Adj. 05/11/19-05/24/19 (	87.36)
999521	0051	B	EX	LEVPRO Adj. 05/11/19-05/24/19	284.06
999521	0052	B	EX	LEVPRO Adj. 05/11/19-05/24/19 (	172.20)
999521	0053	B	EX	LEVPRO Adj. 05/11/19-05/24/19 (	111.86)
999521	0054	B	EX	LEVPRO Adj. 05/11/19-05/24/19	330.61
999521	0055	B	EX	LEVPRO Adj. 05/11/19-05/24/19 (	330.61)
999521	0056	B	EX	LEVPRO Adj. 05/11/19-05/24/19	350.46

01-JUL-2019 04:06 PM

RECEIPT LIST

PAGE 4

List of Receipt Items by Date  
MONTHLY REVENUE POSTINGS

Receipt Item  
Number Number Stat Stat2 Description Amount

Receipt Date: 06/07/2019

999521 0057 B EX LEVPRO Adj. 05/11/19-05/24/19 ( 350.46)

RECEIPT TOTAL: 0.00

TOTAL FOR DATE: 06/07/2019 0.00

Receipt Date: 06/10/2019

995314 0001 A Pencil/Sticker Machine #2417 13.00

RECEIPT TOTAL: 13.00

995315 0001 A Picture Commissions # 3351860 151.80

RECEIPT TOTAL: 151.80

TOTAL FOR DATE: 06/10/2019 164.80

Receipt Date: 06/11/2019

995313 0001 A 500j7 CAREER CONNECTIONS-UVCC ( 382.50)

995313 0002 A 500J8 AFNR8 -UVCC ( 255.00)

995313 0003 A 510 AFNR-UVCC ( 190.00)

995313 0004 A 520A-ANIMAL PLANT SCI-UVCC ( 100.00)

995313 0005 A 535A AG MECHANICAL PRIN-UVCC ( 150.00)

995313 0006 A REIMBURSEMENT OF TRIPS 682.70

995313 0007 B EX OFFSET FOR CHECK PURPOSES 394.80

RECEIPT TOTAL: 0.00

995316 0001 B EX TERESA SWINDLER RET CK 05/10 20.00

995316 0002 B EX T SWINDLER RET CK CHG 05/10/19 15.00

995316 0003 A TERESA SWINDLER MONEY CARRIED 5.00

RECEIPT TOTAL: 40.00

TOTAL FOR DATE: 06/11/2019 40.00

Receipt Date: 06/12/2019

995317 0001 B EX REALLOCATION OF WAGES TO G F 3,418.64

995317 0002 B EX REALLOCATION OF FRINGE G FUND 2,500.00

995317 0003 B EX REALLOCATION FROM TITLE I ( 3,418.64)

995317 0004 B EX REALLOCATION OF FB FROM TITLE ( 2,500.00)

List of Receipt Items by Date  
MONTHLY REVENUE POSTINGS

Receipt Number	Item Number	Stat	Stat2	Description	Amount
----------------	-------------	------	-------	-------------	--------

Receipt Date: 06/12/2019

RECEIPT TOTAL: 0.00

TOTAL FOR DATE: 06/12/2019 0.00

Receipt Date: 06/13/2019

995318	0001	A		CATASTROPHIC COST REIMB FY19	2,665.81
995318	0002	A		CATASTROPHIC COST REIMB FY19	21,303.55

RECEIPT TOTAL: 23,969.36

995319	0001	A		Proceeds-Softball hosting 5/7	250.00
995319	0002	A		Proceeds-Softball hosting 5/10	250.00
995319	0003	A		Proceeds-Softball hosting 5/14 (	95.35)

RECEIPT TOTAL: 404.65

995320	0001	A		Trip to FFA Farm Day at VHS	196.47
--------	------	---	--	-----------------------------	--------

RECEIPT TOTAL: 196.47

TOTAL FOR DATE: 06/13/2019 24,570.48

Receipt Date: 06/17/2019

995321	0001	B	EX	Reimb for Library Purchase sui	49.05
--------	------	---	----	--------------------------------	-------

RECEIPT TOTAL: 49.05

995322	0001	A		Medicaid Billing payback	976.29
--------	------	---	--	--------------------------	--------

RECEIPT TOTAL: 976.29

995323	0001	A		May 2019 Groceries/food	2,658.88
--------	------	---	--	-------------------------	----------

RECEIPT TOTAL: 2,658.88

995324	0001	A		Received on Acct-Lunch Payment	5.00
--------	------	---	--	--------------------------------	------

RECEIPT TOTAL: 5.00

TOTAL FOR DATE: 06/17/2019 3,689.22

List of Receipt Items by Date  
MONTHLY REVENUE POSTINGS

Receipt Number	Item Number	Stat	Stat2	Description	Amount
Receipt Date: 06/18/2019					
995325	0001	B	EX	Painter/Hocker wages-JE	259.83
995325	0002	B	EX	Painter/Hocker medicare-JE	3.77
995325	0003	B	EX	Painter/Hocker workers co-JE	0.96
995325	0004	B	EX	Painter/Hocker retirement-JE	36.38
995325	0005	B	EX	Field Trip for Victoria The-JE (	492.71)
995325	0006	B	EX	Misc Bus costs-JE	191.77
RECEIPT TOTAL:					( 0.00)
995326	0001	A		Victoria Theater Grant MCF (	723.00)
995326	0002	A		Victoria Theater Grant MCF	723.00
RECEIPT TOTAL:					0.00
995327	0001	A		Cash Camp Muskingham	75.00
RECEIPT TOTAL:					75.00
995328	0001	B	EX	postage spent from drawer (	6.24)
995328	0002	B	EX	return of cash into bank	100.00
RECEIPT TOTAL:					93.76
TOTAL FOR DATE: 06/18/2019					168.76
Receipt Date: 06/20/2019					
995329	0001	B	EX	Painter/Hocker wages-JE (	259.83)
995329	0002	B	EX	Painter/Hocker medicare-JE (	3.77)
995329	0003	B	EX	Painter/Hocker workers co-JE (	0.96)
995329	0004	B	EX	Painter/Hocker retirement-JE (	36.38)
995329	0005	B	EX	Painter/Hocker wages-JE	300.94
995329	0006	B	EX	H Johnson disability medicare	25.58
995329	0007	B	EX	Garber Elec-mcf phone grant (	535.00)
995329	0008	B	EX	Garber Elec-mcf phone grant	535.00
995329	0009	B	EX	P&R Comm-mcf phone grant (	56.50)
995329	0010	B	EX	P&R Comm-mcf phone grant	56.50
RECEIPT TOTAL:					25.58
995330	0001	B	EX	H Johnson medicare disability (	25.58)
995330	0002	B	EX	H Johnson medicare disability (	25.58)
RECEIPT TOTAL:					( 51.16)
995331	0001	A		6b GASB #24 Flow-Through Grant	18,463.74

List of Receipt Items by Date  
MONTHLY REVENUE POSTINGS

Receipt Number	Item Number	Stat	Stat2	Description	Amount
----------------	-------------	------	-------	-------------	--------

Receipt Date: 06/20/2019

995331	0002	A		6b GASB #24 Flow-Through Grant	96,447.03
995331	0003	A		PS GASB #24 Flow-Through Grant	82.91
995331	0004	A		PS GASB #24 Flow-Through Grant	568.24
995331	0005	B	EX	6b GASB #24 Flow-Through Grant (	18,463.74)
995331	0006	B	EX	6b GASB #24 Flow-Through Grant (	96,447.03)
995331	0007	B	EX	PS GASB #24 Flow-Through Grant (	82.91)
995331	0008	B	EX	PS GASB #24 Flow-Through Grant (	568.24)

RECEIPT TOTAL: 0.00

TOTAL FOR DATE: 06/20/2019 ( 25.58)

Receipt Date: 06/21/2019

995332	0001	A		Opportunity Grant	77,138.80
995332	0002	A		Targeted Assistance	22,036.64
995332	0003	A		K-3 Literacy	1,634.49
995332	0004	A		Economic Disadvantaged Funding	1,379.55
995332	0005	A		Limited Eng Proficiency Fundin	0.00
995332	0006	A		Gifted Education Funding	1,517.27
995332	0007	A		Transportation	4,065.36
995332	0008	A		Special Education Addl Funding	12,652.35
995332	0009	A		Capacity Aid	46,402.78
995332	0010	A		Graduation Bonus	0.00
995332	0011	A		Third Grade Reading Bonus	0.00
995332	0012	A		Career Tech Education Funding	182.11
995332	0013	A		Preschool Special Education	959.80
995332	0014	A		Special Education Transportat	575.16
995332	0015	A		Open Enrollment Adjustment	12,600.99
995332	0016	B	EX	Educational Service Center (	4,445.64)
995332	0017	B	EX	Open Enrollment Adjustment (	16,302.51)
995332	0018	B	EX	Community School Adjustment (	1,859.86)
995332	0019	B	EX	Scholarship Transfer (	1,015.79)
995332	0020	B	EX	Other Adjustment -negative (	5,857.31)
995332	0021	B	EX	SF14 Regular Tuition	0.00
995332	0022	B	EX	SF14 Special Education Tuition (	82.73)
995332	0023	B	EX	College Credit Plus (	1,430.79)
995332	0024	B	EX	School Employees Retirement Sy (	6,215.00)
995332	0025	B	EX	State Teachers Retirement Sys (	16,252.00)
995332	0026	B	EX	Excess Cost (	5,034.40)
995332	0027	A		SF14 Regular Tuition (	21.82)
995332	0028	A		FY 2018 Final #2 Adjustment	0.00
995332	0029	A		SF6 Excess Costs	0.00
995332	0030	A		SF14 Regular Tuition (	4.18)
995332	0031	A		Half-Mill Equalization Payment	24,078.08
995332	0032	B	EX	Community School FTE Review Ad	660.44

01-JUL-2019 04:06 PM

RECEIPT LIST  
List of Receipt Items by Date  
MONTHLY REVENUE POSTINGS

PAGE 8

Receipt Item  
Number Number Stat Stat2 Description Amount

Receipt Date: 06/21/2019

RECEIPT TOTAL: 147,361.79

995333 0001 A Title One Cash Request 13,057.21

RECEIPT TOTAL: 13,057.21

995334 0001 A Title Two A Cash Request 2,040.58

RECEIPT TOTAL: 2,040.58

995335 0001 A Received on Acct-Lunch Payment 20.00

RECEIPT TOTAL: 20.00

995336 0001 B EX ck22109 210933 po correction 5.00

995336 0002 B EX ck22137 219047po correction 22.45

995336 0003 B EX ck22137 219047po correction 1.21

995336 0004 A ck22109 219933po correction ( 5.00)

995336 0005 B EX ck22137 219047po correction ( 22.45)

995336 0006 B EX ck22137 219047po correction ( 1.21)

RECEIPT TOTAL: 0.00

TOTAL FOR DATE: 06/21/2019 162,479.58

Receipt Date: 06/24/2019

122347 0001 F TO ALLOCATE TITLE 2 TO TITLE 1 18,120.09

RECEIPT TOTAL: 18,120.09

122348 0001 F to repay athletic advance 11,000.00

122348 0002 F to repay athletic 1819 advance 40,000.00

122348 0003 F to repay WASHDC trip advance 32,000.00

122348 0004 F to adv wash dc trip 19-20 20,000.00

122348 0005 F to payback title advance 1819 45,000.00

RECEIPT TOTAL: 148,000.00

122349 0001 F to adv climate grant 18-19 4,792.40

122349 0002 F to adv 6b restoration grant 1,507.89

122349 0003 F to adv title iv grant 18-19 11,943.11

RECEIPT TOTAL: 18,243.40

List of Receipt Items by Date  
MONTHLY REVENUE POSTINGS

Receipt Number	Item Number	Stat	Stat2	Description	Amount
Receipt Date: 06/24/2019					
122350	0001	F		to transfer athletic money	40,000.00
				RECEIPT TOTAL:	40,000.00
122351	0001	F		to repay advance in reap grant	24,338.00
				RECEIPT TOTAL:	24,338.00
122352	0001	F		TO REPAY SMALL RURAL SCHOOL GT	23,897.00
				RECEIPT TOTAL:	23,897.00
122353	0001	F		TO ADVANCE FOR STRIVING RDRS G	8,530.53
				RECEIPT TOTAL:	8,530.53
995337	0001	B	EX	N Hacket FTE 25%-Title 1 adjus	4,578.29
995337	0002	B	EX	N Hacket FTE 25%-Title 1 adjus (	4,578.29)
995337	0003	B	EX	N Hacket FTE 25%-Title 1 adjus	1,105.97
995337	0004	B	EX	N Hacket FTE 25%-Title 1 adjus (	1,105.97)
995337	0005	B	EX	N Hacket FTE 25%-Title 1 adjus	113.21
995337	0006	B	EX	ck22137 219047po correction (	113.21)
995337	0007	B	EX	N Hacket FTE 25%-Title 1 adjus	1,550.93
995337	0008	B	EX	N Hacket FTE 25%-Title 1 adjus (	1,550.93)
				RECEIPT TOTAL:	0.00
995338	0001	A		Medicaid Billing payback	1,199.91
				RECEIPT TOTAL:	1,199.91
995339	0001	A		SRG Cash Request for 2018-2019	11,827.94
				RECEIPT TOTAL:	11,827.94
995340	0001	A		Picture Commissions # 3359408	704.46
				RECEIPT TOTAL:	704.46
995341	0001	A		REIMBURSEMENT OF TRIPS	1,056.00
				RECEIPT TOTAL:	1,056.00
995342	0001	A		112280 donation-program sales	230.00
				RECEIPT TOTAL:	230.00

List of Receipt Items by Date  
MONTHLY REVENUE POSTINGS

Receipt Number	Item Number	Stat	Stat2	Description	Amount
----------------	-------------	------	-------	-------------	--------

Receipt Date: 06/24/2019

995343	0001	B	EX	correction to SRG cost centers	71.60
995343	0002	B	EX	correction st srg cost centers (	71.60)
995343	0003	B	EX	title one grant shortage	0.01
995343	0004	B	EX	title one grant shortage (	0.01)

RECEIPT TOTAL: 0.00

995344	0001	A		School Safety Grant 10/25/2019	2,570.75
995344	0002	A		School Safety Grant 10/25/2019 (	2,570.75)

RECEIPT TOTAL: 0.00

995345	0001	B	EX	correct misposting 219068 (	53.00)
995345	0002	B	EX	correct misposting 219068	53.00
995345	0003	B	EX	Ruth Estes Art Supplies (	400.00)
995345	0004	B	EX	Ruth Estes Art Supplies (	2,050.35)
995345	0005	B	EX	Ruth Estes Art Supplies	2,450.35

RECEIPT TOTAL: 0.00

995346	0001	B	EX	correct misposting 21906899534	106.00
995346	0002	B	EX	correct misposting 21906899534 (	106.00)

RECEIPT TOTAL: 0.00

995347	0001	B	EX	STRS VERSUS SERS 12/21	14,045.60
995347	0002	B	EX	STRS VERSUS SERS 12/21 (	14,045.60)

RECEIPT TOTAL: 0.00

TOTAL FOR DATE: 06/24/2019 296,147.33

Receipt Date: 06/25/2019

995348	0001	A		Steve Beam Ck7607 09/18/18	65.00
995348	0002	A		Ashley Fry Ck21113 09/07/18	100.00
995348	0003	A		Brian Swieterman 21140 09/7/18	22.99

RECEIPT TOTAL: 187.99

TOTAL FOR DATE: 06/25/2019 187.99

Receipt Date: 06/29/2019

995349	0001	A		G FND INTEREST JUNE 2019	16,308.33
--------	------	---	--	--------------------------	-----------



List of Receipt Items by Date  
MONTHLY REVENUE POSTINGS

Receipt Item  
Number Number Stat Stat2 Description Amount

Receipt Date: 06/29/2019

995349	0002	A		CAFE INTEREST JUNE 2019	223.45
995349	0003	A		WADE INTEREST JUNE 2019	21.43
995349	0004	A		BEARD INTEREST JUNE 2019	91.84
995349	0005	A		ATHLETIC ACCT JUNE 2019	0.00

RECEIPT TOTAL: 16,645.05

TOTAL FOR DATE: 06/29/2019 16,645.05

TOTAL AMOUNT: 646,924.84

Status Codes

A	= Receipt	B	= Refund, with check
B/NC	= Refund, No check	B/EX	= Reduction of expenditure
C	= Appropriation modification	C/WA	= Budget modification
D	= Expense supplies distribution	D/EC	= Error correction
F	= Fund-to-fund transfer	V	= Void refund

DATE: 07/01/2019  
TIME: 16:05:17

BRADFORD BOARD OF EDUCATION  
SUMMARY CHECK REGISTER - ALL CHECKS

PAGE 1  
(CHECKS)

CHECK	DATE	NUMBER - VENDOR - NAME	AMOUNT	O-STS-C	REC/VD
22063	06/06/19	2083 BACH TO ROCK	83.70	W R	06/30/19
22064	06/06/19	6022 BACKYARD TEAM APPAREL	152.00	W R	06/30/19
22065	06/06/19	5257 BARGA, JANA	100.00	W R	06/30/19
22066	06/06/19	4935 BAZILL, KATIE	130.00	W R	06/30/19
22067	06/06/19	132 BRADFORD BOARD OF	552.19	W R	06/30/19
22068	06/06/19	800400 BRADFORD CAFETERIA	300.00	W R	06/30/19
22069	06/06/19	5150 BRICKER & ECKLER LLP	1,399.22	W R	06/30/19
22070	06/06/19	956 BROWN SUPPLY COMPANY	697.00	W R	06/30/19
22071	06/06/19	4875 CAVALIER CLOTHING	678.00	W R	06/30/19
22072	06/06/19	1614 ANGLE, CINDY	67.73	W R	06/30/19
22073	06/06/19	1412 DOROTHY CARDER	620.00	W R	06/30/19
22074	06/06/19	293 CLUB 7 SPORTS INC	542.00	W R	06/30/19
22075	06/06/19	4406 COUNCIL ON RURAL SERVICE PRG	980.00	W R	06/30/19
22076	06/06/19	231 DARKE COUNTY EDUCATIONAL	18,168.01	W R	06/30/19
22077	06/06/19	233 DP&L	5,643.80	W R	06/30/19
22078	06/06/19	1334 BARGER, DEBBIE	397.50	W R	06/30/19
22079	06/06/19	4388 FLORA'S SMALL ENGINE REPAIR	351.92	W R	06/30/19
22080	06/06/19	5176 HERSHEY CREAMERY CO.	97.92	W R	06/30/19
22081	06/06/19	320 HOCKER'S SERVICE	3,323.25	W R	06/30/19
22082	06/06/19	5270 JIM HEATHERLY	90.00	W R	06/30/19
22083	06/06/19	2684 JOANIES FLORAL DESIGN	37.50	W R	06/30/19
22084	06/06/19	2573 LASTING IMPRESSIONS	14.00	W R	06/30/19
22085	06/06/19	3714 LOWE'S	192.73	W R	06/30/19
22086	06/06/19	5149 MAKERBOT	3,276.61	W R	06/30/19
22087	06/06/19	5240 MCGIFFIN, JOHN	23.85	W R	06/30/19
22088	06/06/19	4818 MERCER GROUP	302.50	W R	06/30/19
22089	06/06/19	6160 MIAMI CO ANIMAL SHELTER	59.50	W R	06/30/19
22090	06/06/19	1963 MIAMI CO EDUCATIONAL SERVICE	1,900.00	W R	06/30/19
22091	06/06/19	4538 MIAMI CO SHERIFF DEPUTY ASSN	5,687.50	W R	06/30/19
22092	06/06/19	4489 NATURE'S REFLECTIONS	125.00	W R	06/30/19
22093	06/06/19	2589 NEOLA OF OHIO INC	1,225.00	W R	06/30/19
22094	06/06/19	5301 OHIO FFA ASSOCIATION	132.00	W R	06/30/19
22095	06/06/19	562 OHSAA-SOUTHWEST DISTRICT	405.00	W R	06/30/19
22096	06/06/19	5251 PERFECTION BAKERIES, INC.	150.76	W R	06/30/19
22097	06/06/19	54 RAY, WENDY	99.64	W R	06/30/19
22098	06/06/19	4272 REITER DAIRY OF SPRINGFIELD	880.80	W R	06/30/19
22099	06/06/19	4945 RIBBONS GALORE	211.46	W R	06/30/19
22100	06/06/19	2715 ROYER, LORI	93.42	W R	06/30/19
22101	06/06/19	5345 SAM SPANO	90.00	W R	06/30/19
22102	06/06/19	5192 SCHMITZ, TINA	177.36	W R	06/30/19
22103	06/06/19	5339 MILLER, SKIP	181.45	W R	06/30/19
22104	06/06/19	5127 SPIRIT MEDICAL TRANSPORT	2,850.00	W R	06/30/19
22105	06/06/19	4599 WOODHULL/FELTZ C/O US BANK	2,668.32	W R	06/30/19
22106	06/06/19	593 VILLAGE OF BRADFORD	1,385.50	W R	06/30/19
22107	06/06/19	4798 WOODHULL, LLC	115.90	W R	06/30/19
22108	06/13/19	5242 AMERICAN FIDELITY ADMIN SERV	53.75	W R	06/30/19
22109	06/13/19	132 BRADFORD BOARD OF	404.65	W R	06/30/19
22110	06/13/19	5362 CARDMEMBER SERVICE	550.68	W R	06/30/19
22111	06/13/19	6074 DARKE COUNTY VACUUMS	69.98	W R	06/30/19
22112	06/13/19	5415 FOCUSED TECHNOLOGY LLC	2,999.00	W R	06/30/19
22113	06/13/19	5028 GRILLOT, ROB	352.50	W W	
22114	06/13/19	6079 HMH SCORING SERVICE	558.22	W R	06/30/19
22115	06/13/19	3773 KOENIG EQUIPMENT, INC.	258.05	W R	06/30/19
22116	06/13/19	1963 MIAMI CO EDUCATIONAL SERVICE	12,528.57	W R	06/30/19
22117	06/13/19	453 OHIO DEPARTMENT OF JOB AND	217.84	W R	06/30/19
22118	06/13/19	562 OHSAA-SOUTHWEST DISTRICT	480.00	W R	06/30/19

DATE: 07/01/2019  
TIME: 16:05:17

BRADFORD BOARD OF EDUCATION  
SUMMARY CHECK REGISTER - ALL CHECKS

PAGE 2  
(CHECKS)

CHECK	DATE	NUMBER - VENDOR - NAME	AMOUNT	O-STS-C	REC/VD
22119	06/13/19	1060 ORIENTAL TRADING CO.	65.76	W R	06/30/19
22120	06/13/19	471 PATTY'S IGA INC.	60.11	W R	06/30/19
22121	06/13/19	1265 RUMPKE INC.	624.12	W R	06/30/19
22122	06/13/19	5147 SCHWIETERMAN, BRIAN	125.61	W R	06/30/19
22123	06/13/19	4892 SNYDER, SHANE	60.00	W R	06/30/19
22124	06/13/19	6110 AMAZON CREDIT LINE/SYNCHRONY	2,590.15	W R	06/30/19
22125	06/13/19	4654 TIMMERMAN, SARA	110.24	W R	06/30/19
22126	06/13/19	591 UPPER VALLEY CAREER CENTER	394.80	W R	06/30/19
22127	06/13/19	2660 UPPER VALLEY MEDICAL CENTER	25.00	W W	
22128	06/13/19	3643 VECTREN ENERGY DELIVERY	328.29	W R	06/30/19
22129	06/13/19	4804 WESWURD	540.00	W R	06/30/19
22130	06/13/19	2263 BRADFORD ALUMNI ASSOCIATION	735.08	W W	
22131	06/13/19	132 BRADFORD BOARD OF	196.47	W R	06/30/19
22132	06/13/19	6089 EXPLORE LEARNING, LLC	2,195.00	W R	06/30/19
22133	06/13/19	562 OHSAA-SOUTHWEST DISTRICT	214.00	W R	06/30/19
22134	06/14/19	1369 GREENVILLE NATIONAL BANK	25.17	W R	06/30/19
22135	06/18/19	1963 MIAMI CO EDUCATIONAL SERVICE	16,733.60	W R	06/30/19
22136	06/18/19	3599 RESERVE ACCOUNT	268.94	W R	06/30/19
22137	06/18/19	883 SOUTHWESTERN OH. EPC	51,501.14	W W	
22138	06/18/19	3622 VARTEK SERVICES, INC	6,692.67	W R	06/30/19
22139	06/21/19	3970 AMERICAN FIDELITY ASSURANCE	2,297.86	W R	06/30/19
22140	06/21/19	4967 AMERICAN FIDELITY ASSURANCE	1,199.94	W R	06/30/19
22142	06/26/19	6088 7 MINDSETS ACADEMY, LLC	4,500.00	W W	
22143	06/26/19	5332 ALBRIGHT, DOUG	238.00	W W	
22144	06/26/19	104 APPLE FARM SERVICE	146.77	W W	
22145	06/26/19	6192 BR MULCH	792.00	W W	
22146	06/26/19	5150 BRICKER & ECKLER LLP	137.50	W W	
22147	06/26/19	3915 DICKMAN SUPPLY INC	28.20	W W	
22148	06/26/19	5232 DIRECT ENERGY BUSINESS	583.95	W W	
22149	06/26/19	4388 FLORA'S SMALL ENGINE REPAIR	79.96	W W	
22150	06/26/19	4742 ZEVIETZ STUDENT ACCIDENT INS	3,378.40	W W	
22151	06/26/19	4994 KOORSEN FIRE & SECURITY INC	2,266.19	W W	
22152	06/26/19	4905 LAMINATING USA, LLC	1,167.68	W W	
22153	06/26/19	5240 MCGIFFIN, JOHN	24.38	W W	
22154	06/26/19	3021 RENAISSANCE LEARNING INC	11,943.11	W W	
22155	06/26/19	6094 JASINSKI, SARAH	750.00	W W	
22156	06/26/19	4594 SCHOOL SPECIALTY	281.85	W W	
22157	06/26/19	2092 SHERWIN WILLIAMS	57.17	W W	
22158	06/26/19	4520 SNEED, LAURA	307.50	W W	
22159	06/26/19	1445 HOCKER, STEVE	96.46	W W	
22160	06/26/19	802511 TEACHERS PAY TEACHERS	66.99	W W	
22161	06/26/19	3675 TIME WARNER CABLE	730.44	W W	
22162	06/26/19	1779 WAL-MART	209.04	W W	
22163	06/28/19	6015 JOSEPH HURST	200.34	W W	
22164	06/28/19	3618 LIBRARY DESIGN ASSOCIATES, I	282.00	W W	
22165	06/28/19	4374 MIAMI CO EDUCATIONAL SERVICE	7,938.22	W W	
22166	06/28/19	1098 MONTGOMERY CO EDUC SERVICE C	13,221.21	W W	
22167	06/28/19	6066 PEARSON, INC.	1,006.69	W W	
22168	06/28/19	6012 SURBER, CARLA G	1,057.70	W W	
22169	06/28/19	6191 TIM PUTERBAUGH	80.00	W W	
211343	06/01/19	900744 FIFTH THIRD OF	41,982.95	C C	
211344	06/01/19	900744 FIFTH THIRD OF	608.80	M M	
211345	06/01/19	900885 School Employees Retirement	.00	M M	
211346	06/01/19	900847 STATE TEACHERS RETIREMENT	.00	M M	
211347	06/07/19	900744 FIFTH THIRD OF	133,605.65	C C	
211348	06/07/19	900744 FIFTH THIRD OF	1,824.46	M M	

DATE: 07/01/2019  
TIME: 16:05:17

BRADFORD BOARD OF EDUCATION  
SUMMARY CHECK REGISTER - ALL CHECKS

PAGE 3  
(CHECKS)

CHECK	DATE	NUMBER - VENDOR - NAME	AMOUNT	O-STS-C REC/VD
211349	06/07/19	900885 School Employees Retirement	368.61	M M
211350	06/07/19	900885 School Employees Retirement	.00	M M
211351	06/07/19	900847 STATE TEACHERS RETIREMENT	2,014.29	M M
211352	06/07/19	900847 STATE TEACHERS RETIREMENT	.00	M M
211353	06/21/19	900744 FIFTH THIRD OF	136,225.66	C C
211354	06/21/19	900744 FIFTH THIRD OF	1,911.42	M M
211355	06/21/19	900885 School Employees Retirement	368.61	M M
211356	06/21/19	900885 School Employees Retirement	.00	M M
211357	06/21/19	900847 STATE TEACHERS RETIREMENT	2,014.29	M M
211358	06/21/19	900847 STATE TEACHERS RETIREMENT	.00	M M
901965	06/06/19	900000 Journal Entry	.00	M M
901966	06/12/19	902233 Ohio Bureau of Workers Comp	855.41	M M
901967	06/12/19	903680 WEX BANK	1,239.82	M M
901968	06/20/19	901098 MONTGOMERY CO ESC	.00	M M
901969	06/24/19	900008 BRADFORD Transfers	18,120.09	T T
901970	06/24/19	900009 BRADFORD Advances	148,000.00	T T
901971	06/24/19	900009 BRADFORD Advances	18,243.40	T T
901972	06/24/19	900008 BRADFORD Transfers	40,000.00	T T
901973	06/24/19	900000 Journal Entry	.00	M M
901974	06/24/19	900009 BRADFORD Advances	24,338.00	T T
901975	06/24/19	900009 BRADFORD Advances	23,897.00	T T
901976	06/24/19	900009 BRADFORD Advances	8,530.53	T T
901977	06/28/19	900000 Journal Entry	.00	M M
901978	06/28/19	900847 STATE TEACHERS RETIREMENT	14,348.59	M M
901979	06/27/19	900000 Journal Entry	.00	M M
901980	06/27/19	900000 Journal Entry	.00	M M
901981	06/29/19	900000 Journal Entry	.00	M M
901982	06/29/19	900000 Journal Entry	.00	M M
VOID V		0	.00	
RECONCILED R		74	109,503.51	
OUTSTANDING W,C,I,T,B		42	697,128.75	
MEMO M		24	25,554.30	
REFUND B		0	.00	
WARRANT W		106	213,688.98	
PAYROLL C		3	311,814.26	
TRANSFERS T		7	281,129.02	
DIST/CORR D		0	.00	
INVESTMENT I		0	.00	
*** TOTAL CHECKS WRITTEN ***		140	832,186.56	

MDECA CREATED (FINJOU)

\*\*\* NOTE!! ONLY ACTIVE ACCOUNTS HAVE BEEN SELECTED, TOTALS MAY EXCLUDE AMOUNTS THAT ARE RELATED TO INACTIVE ACCOUNTS. \*\*\*

	BEGINNING BALANCE	MTD RECEIPTS	FYTD RECEIPTS	MTD EXPENDITURES	FYTD EXPENDITURES	AVAILABLE BALANCE	TOTAL ENCUMBERED	TOTAL UNENCUMB BALANCE
*****								
** FUND 001 **								
*****								
0000 GENERAL FUND								
	\$5,760,751.40	579,683.86	7,414,283.04	672,374.84	6,408,178.15	\$6,766,856.29	\$300,751.32	\$6,466,104.97
9000 GENERAL								
	\$5,151.82	.00	.00	.00	.00	\$5,151.82	\$ .00	\$5,151.82
9002 SED BUS PURCHASE SET-ASIDES DARKE CO	\$31,156.92	.00	.00	.00	.00	\$31,156.92	\$ .00	\$31,156.92
9003 MH BUS PURCHASE SET-ASIDES - DARKE CO	\$66,502.99	.00	.00	.00	.00	\$66,502.99	\$ .00	\$66,502.99
9045 GENERAL								
	\$33,094.47	.00	25,482.69	.00	.00	\$58,577.16	\$ .00	\$58,577.16
9118 STRIVING READERS GRANT GF 18-19	\$ .00	.00	.00	4.97	5,751.65	\$5,751.65-	\$ .00	\$5,751.65-
9119 STRIVING READERS GRANT	\$ .00	.00	.00	.00	17,419.58	\$17,419.58-	\$ .00	\$17,419.58-
9121 TEXTBOOK AND INSTRUCTIONAL MATERIALS SET-ASID	\$109,538.73	.00	.00	1,540.06	29,396.29	\$80,142.44	\$141.29	\$80,001.15
9122 CAPITAL MAINTENANCE SET-ASIDES	\$270,594.99-	.00	.00	.00	163,427.98	\$434,022.97-	\$1,250.00	\$435,272.97-
9125 Cafeteria Plan Refunds	\$651.98	.00	.00	.00	.00	\$651.98	\$ .00	\$651.98
9139 Miami County Services	\$ .00	.00	.00	1,900.00	1,900.00	\$1,900.00-	\$ .00	\$1,900.00-
9154 MEDICAID REIMBURSEMENT	\$ .00	2,176.20	19,225.54	.00	.00	\$19,225.54	\$ .00	\$19,225.54
9158 OHIO HIGH SCHOOL ATHLETIC ASSN	\$ .00	404.65	404.65	.00	.00	\$404.65	\$ .00	\$404.65
9194 GENERAL FUND - STATE BUS PURCHASE ALLOWANCE	\$4,229.48	.00	.00	.00	.00	\$4,229.48	\$ .00	\$4,229.48
9195 GENERAL FUND - PARITY	\$116,690.81	.00	.00	.00	.00	\$116,690.81	\$ .00	\$116,690.81
9215 BOOSTER CLUB MONEY FOR FOOD ACTIVITIES	\$ .00	.00	2,157.59	.00	2,066.97	\$90.62	\$ .00	\$90.62
9221 TRANSPORATION USING VAN	\$ .00	.00	.00	31.41	379.47	\$379.47-	\$ .00	\$379.47-
9222 GENERAL	\$230.83	.00	286.58	.00	.00	\$517.41	\$ .00	\$517.41
9318 PETTY CASH ACCOUNTS	\$ .00	.00	.00	100.00-	.00	\$ .00	\$ .00	\$ .00
9320 GENERAL	\$30.00	.00	.00	.00	.00	\$30.00	\$ .00	\$30.00
9412 GENERAL STATE SETASIDE	\$113,345.65	.00	.00	.00	.00	\$113,345.65	\$ .00	\$113,345.65
9718 GENERAL	\$30,364.46-	.00	.00	11.63	32,364.25	\$62,728.71-	\$ .00	\$62,728.71-

MDECA CREATED (FINJOU)

\*\*\* NOTE!! ONLY ACTIVE ACCOUNTS HAVE BEEN SELECTED, TOTALS MAY EXCLUDE AMOUNTS THAT ARE RELATED TO INACTIVE ACCOUNTS. \*\*\*

	BEGINNING BALANCE	MTD RECEIPTS	FYTD RECEIPTS	MTD EXPENDITURES	FYTD EXPENDITURES	AVAILABLE BALANCE	TOTAL ENCUMBERED	TOTAL UNENCUMB BALANCE
9819 FEDERAL GRANT EXPENDITURES IN GENERAL FUND								
	\$ .00	.00	.00	13,267.05	13,302.77	\$13,302.77-	\$ .00	\$13,302.77-
9900 Previous Years Expenditures								
	\$ .00	.00	.00	.00	15,088.66	\$15,088.66-	\$ .00	\$15,088.66-
9920 EXPENDITURES FOR THE 2019-2020 YEAR								
	\$ .00	.00	.00	.00	.00	\$ .00	\$450.00	\$450.00-
TOT 001:	\$5,940,415.63	582,264.71	7,461,840.09	689,029.96	6,689,275.77	\$6,712,979.95	\$302,592.61	\$6,410,387.34
=====								

\*\*\*\*\*

\*\* FUND 002 \*\*

\*\*\*\*\*

0000 BOND RETIREMENT 4.12 MILLS BOND REG/BLDG 2020								
	\$146,680.65	.00	89,490.29	.00	108,602.91	\$127,568.03	\$ .00	\$127,568.03
9020 BOND RETIREMENT .58 MILLS BOND SITE 2020								
	\$24,209.00	.00	12,797.29	.00	15,467.83	\$21,538.46	\$ .00	\$21,538.46
TOT 002:	\$170,889.65	.00	102,287.58	.00	124,070.74	\$149,106.49	\$ .00	\$149,106.49
=====								

\*\*\*\*\*

\*\* FUND 003 \*\*

\*\*\*\*\*

0000 PERMANENT IMPROVEMENT FUND								
	\$441,263.90	.00	.00	.00	.00	\$441,263.90	\$ .00	\$441,263.90
TOT 003:	\$441,263.90	.00	.00	.00	.00	\$441,263.90	\$ .00	\$441,263.90
=====								

\*\*\*\*\*

\*\* FUND 006 \*\*

\*\*\*\*\*

0000 LUNCHROOM/FOOD SERVICE								
	\$91,719.10	15,463.94	242,570.50	12,406.09	226,379.76	\$107,909.84	\$399.00	\$107,510.84

MDECA CREATED (FINJOU)

\*\*\* NOTE!! ONLY ACTIVE ACCOUNTS HAVE BEEN SELECTED, TOTALS MAY EXCLUDE AMOUNTS THAT ARE RELATED TO INACTIVE ACCOUNTS. \*\*\*

	BEGINNING BALANCE	MTD RECEIPTS	FYTD RECEIPTS	MTD EXPENDITURES	FYTD EXPENDITURES	AVAILABLE BALANCE	TOTAL ENCUMBERED	TOTAL UNENCUMB BALANCE
9318 PETTY CASH ACCOUNTS	\$ .00	.00	.00	.00	.00	\$ .00	\$ .00	\$ .00
TOT 006:	\$91,719.10	15,463.94	242,570.50	12,406.09	226,379.76	\$107,909.84	\$399.00	\$107,510.84
=====								

\*\*\*\*\*  
\*\* FUND 007 \*\*  
\*\*\*\*\*

9000 UNCLAIMED FUNDS								
\$489.73	.00	.00	.00	.00	\$489.73	\$ .00	\$489.73	
9900 BRADFORD FIRE & RESCUE SCHOLARSHIP	\$500.00-	.00	500.00	.00	500.00	\$500.00-	\$ .00	\$500.00-
9901 CREIGLOW SCHOLARSHIP FUND	\$1,000.00	.00	.00	.00	1,000.00	\$ .00	\$ .00	\$ .00
9902 BLESSED DIRECTION INC. SCHOLARSHIP	\$5,500.00	.00	3,500.00	.00	2,500.00	\$6,500.00	\$4,500.00	\$2,000.00
9903 MAX WEAVER SCHOLARSHIP FUND	\$500.00	.00	.00	.00	.00	\$500.00	\$ .00	\$500.00
9905 CHAD NOLAN SCHOLARSHIP/MISC	\$3,250.00-	.00	.00	.00	1,000.00	\$4,250.00-	\$ .00	\$4,250.00-
9906 COVINGTON EAGLES SCHOLARSHIP FUND	\$3,774.62	.00	1,000.00	.00	500.00	\$4,274.62	\$750.00	\$3,524.62
9907 PEPSI AND COCA-COLA SCHOLARSHIP FUNDS	\$2,500.00	.00	.00	.00	500.00	\$2,000.00	\$ .00	\$2,000.00
9908 RICHARD "DICK" HARMON SCHOLARSHIP FUND	\$25,500.00	.00	.00	.00	2,500.00	\$23,000.00	\$ .00	\$23,000.00
9909 VERNON LINDEMAN LINEMAN SCHOLARSHIP	\$1,000.00	.00	.00	.00	.00	\$1,000.00	\$1,000.00	\$ .00
9910 AAA SCHOLARSHIP FUND	\$ .00	.00	.00	.00	.00	\$ .00	\$ .00	\$ .00
9911 RAY PRUITT SCHOLARSHIP FUND	\$ .00	.00	.00	.00	.00	\$ .00	\$ .00	\$ .00
9912 HAROLD MARKER SCHOLARSHIP FUND	\$2,000.00	.00	2,000.00	.00	2,000.00	\$2,000.00	\$ .00	\$2,000.00
9913 COVINGTON SAVINGS & LOAN SCHOLARSHIP	\$ .00	.00	500.00	.00	.00	\$500.00	\$ .00	\$500.00
9977 GANGER SCHOLARSHIP DONATION-CLASS OF 1977	\$ .00	.00	125.00	.00	.00	\$125.00	\$ .00	\$125.00
9996 PRODUCTION PAINT FINISHERS GRANT/SPECIAL TRUS	\$4,007.99-	.00	16,000.00	.00	2,000.00	\$9,992.01	\$1,000.00	\$8,992.01

MDECA CREATED (FINJOU)

\*\*\* NOTE!! ONLY ACTIVE ACCOUNTS HAVE BEEN SELECTED, TOTALS MAY EXCLUDE AMOUNTS THAT ARE RELATED TO INACTIVE ACCOUNTS. \*\*\*

	BEGINNING BALANCE	MTD RECEIPTS	FYTD RECEIPTS	MTD EXPENDITURES	FYTD EXPENDITURES	AVAILABLE BALANCE	TOTAL ENCUMBERED	TOTAL UNENCUMB BALANCE
TOT 007:	\$34,506.36	.00	23,625.00	.00	12,500.00	\$45,631.36	\$7,250.00	\$38,381.36
=====								

\*\*\*\*\*  
\*\* FUND 008 \*\*  
\*\*\*\*\*

0000 WADE KINDERGARTEN								
\$10,296.82	21.43	249.89	196.47	196.47	\$10,350.24	\$ .00	\$10,350.24	
9202 BEARD ENDOWMENT								
\$44,278.42	91.84	1,072.14	.00	1,000.00	\$44,350.56	\$1,000.00	\$43,350.56	
TOT 008:	\$54,575.24	113.27	1,322.03	196.47	1,196.47	\$54,700.80	\$1,000.00	\$53,700.80
=====								

\*\*\*\*\*  
\*\* FUND 010 \*\*  
\*\*\*\*\*

0000 CLASSROOM FACILITIES								
\$ .00	.00	.00	.00	.00	\$ .00	\$ .00	\$ .00	
TOT 010:	\$ .00	.00	.00	.00	.00	\$ .00	\$ .00	\$ .00
=====								

\*\*\*\*\*  
\*\* FUND 018 \*\*  
\*\*\*\*\*

9110 PRINCIPAL FUND - ELEMENTARY								
\$15,334.19	869.26	7,301.57	1,948.81	10,268.77	\$12,366.99	\$629.86	\$11,737.13	
9113 ELEMENTARY PRINCIPAL -BOX TOPS								
\$13,216.28	.00	912.80	14.70	466.30	\$13,662.78	\$25.88	\$13,636.90	
9130 HIGH SCHOOL PRINCIPAL FUND								
\$2,597.20	.00	2,862.21	320.23	2,510.48	\$2,948.93	\$17.52	\$2,931.41	
9131 HIGH SCHOOL PRINCIPAL (AFTER PROM) FUND								
\$250.00	.00	.00	.00	.00	\$250.00	\$ .00	\$250.00	



MDECA CREATED (FINJOU)

\*\*\* NOTE!! ONLY ACTIVE ACCOUNTS HAVE BEEN SELECTED, TOTALS MAY EXCLUDE AMOUNTS THAT ARE RELATED TO INACTIVE ACCOUNTS. \*\*\*

	BEGINNING BALANCE	MTD RECEIPTS	FYTD RECEIPTS	MTD EXPENDITURES	FYTD EXPENDITURES	AVAILABLE BALANCE	TOTAL ENCUMBERED	TOTAL UNENCUMB BALANCE
9222 HIGH SCHOOL PRINCIPAL FUND LIBRARY	\$2,188.00	.00	.00	.00	.00	\$2,188.00	\$ .00	\$2,188.00
TOT 018:	\$33,585.67	869.26	11,076.58	2,283.74	13,245.55	\$31,416.70	\$673.26	\$30,743.44

\*\*\*\*\*  
\*\* FUND 019 \*\*  
\*\*\*\*\*  
0000 OTHER GRANT

9001 SHOPA KIDS IN NEED FOUNDATION GRANT	\$ .00	.00	2.85	2.85	2.85	\$ .00	\$ .00	\$ .00
9003 MIAMI COUNTY FOUNDATION-FEELING GOOD MILE HIG	\$ .35	.00	.00	.35	.35	\$ .00	\$ .00	\$ .00
9004 RADIO & TEL NEWS DIRECTORS FOUND MEDIA TECH	\$1.84	.00	.00	1.84	1.84	\$ .00	\$ .00	\$ .00
9005 ECO GARDEN GRANT MIAMI COUNTY PARK DISTRICT	\$174.02	.00	.00	59.96	59.96	\$114.06	\$ .00	\$114.06
9007 REED - VALEDICTORIAN/MEMORIAL	\$500.00	.00	.00	.00	.00	\$500.00	\$ .00	\$500.00
9008 MIAMI COUNTY FOUNDATION ECO GARDEN GRANT	\$309.58	.00	.00	.00	.00	\$309.58	\$ .00	\$309.58
9009 ELEMENTARY ART - TROY FOUNDATION	\$3.75	.00	.00	3.75	3.75	\$ .00	\$ .00	\$ .00
9011 MIAMI COUNTY FOUNDATION ALL ABOARD PROGRAM	\$12.91	.00	.00	.00	.00	\$12.91	\$ .00	\$12.91
9012 MAC GRANT	\$102.22	.00	.00	.00	.00	\$102.22	\$ .00	\$102.22
9015 MIAMI COUNTY FOUNDATION ELEMENTARY GRANT	\$1,093.18	.00	.00	.00	.00	\$1,093.18	\$ .00	\$1,093.18
9017 EAGLES-COVINGTON DONATION	\$20.25	.00	.00	20.25	20.25	\$ .00	\$ .00	\$ .00
9018 MIAMI COUNTY FOUNDATION-ART DISCOVERY CAMP	\$5,927.64	.00	.00	.00	.00	\$5,927.64	\$ .00	\$5,927.64
9019 MIAMI COUNTY FOUNDATION FALL/ELE HEALTH	\$512.62	.00	.00	.00	.00	\$512.62	\$ .00	\$512.62
9021 TROY FOUNDATION FIELD TRIP GRANT	\$ .00	.00	7,000.00	.00	.00	\$7,000.00	\$ .00	\$7,000.00
9022 MISCELLANEOUS FIELD TRIP GRANTS	\$ .00	.00	.00	.00	.00	\$ .00	\$ .00	\$ .00
9023 VIVIAN RUSSELL KINDERGARTEN FUND	\$758.76	.00	.00	.00	.00	\$758.76	\$ .00	\$758.76
	\$57.87	.00	.00	.00	.00	\$57.87	\$ .00	\$57.87

MDECA CREATED (FINJOU)

\*\*\* NOTE!! ONLY ACTIVE ACCOUNTS HAVE BEEN SELECTED, TOTALS MAY EXCLUDE AMOUNTS THAT ARE RELATED TO INACTIVE ACCOUNTS. \*\*\*

	BEGINNING BALANCE	MTD RECEIPTS	FYTD RECEIPTS	MTD EXPENDITURES	FYTD EXPENDITURES	AVAILABLE BALANCE	TOTAL ENCUMBERED	TOTAL UNENCUMB BALANCE
9024 ANNA BIER ART GRANT								
\$593.99		.00	400.00	400.00	800.00	\$193.99	\$ .00	\$193.99
9025 COMMUNITY BLOOD CENTER GRANT								
\$.00		.00	.00	.00	.00	\$ .00	\$ .00	\$ .00
9026 BELIEVE IN OHIO GRANT								
\$67.65		.00	.00	67.65	67.65	\$ .00	\$ .00	\$ .00
9027 TRI-COUNTY BOARD OF REC AND MENTAL HEALTH GRA								
\$.00		.00	.00	.00	.00	\$ .00	\$ .00	\$ .00
9131 MIAMI COUNTY FOUNDATION SEMI-ANNUAL GRANT								
\$1,560.54		723.00	14,763.00	1,024.25	13,372.31	\$2,951.23	\$ .00	\$2,951.23
9132 OTHER GRANT RENAISSANCE								
\$.00		.00	.00	.00	.00	\$ .00	\$ .00	\$ .00
9181 MIAMI COUNTY PARKS - GIZMOS GRANT								
\$2,200.00		.00	2,200.00	2,195.00	4,390.00	\$10.00	\$ .00	\$10.00
9182 Miami County Parks-7th Growth Mindsets								
\$1,750.00		.00	.00	.00	1,750.00	\$ .00	\$ .00	\$ .00
9191 MIAMI CO FOUNDATION-PHONES/RADIOS								
\$.00		.00	.00	.00	.00	\$ .00	\$ .00	\$ .00
9192 MIAMI CO FOUNDATION-FRENCH HORNS								
\$.00		.00	.00	.00	.00	\$ .00	\$ .00	\$ .00
9193 MIAMI CO FOUNDATION-CAMERAS								
\$.00		.00	.00	.00	.00	\$ .00	\$ .00	\$ .00
9222 OTHER GRANT LIBRARY								
\$10.00		.00	.00	.00	.00	\$10.00	\$ .00	\$10.00
9230 OTHER GRANT								
\$150.00		.00	.00	.00	.00	\$150.00	\$ .00	\$150.00
9272 Miami County Foundation Grant-Water Fountains								
\$.00		.00	5,090.00	.00	.00	\$5,090.00	\$5,088.75	\$1.25
9340 Miami County Foundation Grant-3-D Printer								
\$.00		723.00	3,229.00	3,229.00	3,229.00	\$ .00	\$ .00	\$ .00
9410 GRANT FROM DARKE COUNTY FOUNDATION								
\$.00		.00	1,100.00	.00	.00	\$1,100.00	\$ .00	\$1,100.00
9517 OTHER GRANT								
\$6,400.00		.00	.00	.00	.00	\$6,400.00	\$ .00	\$6,400.00
TOT 019:	\$22,207.17	.00	33,784.85	7,004.90	23,697.96	\$32,294.06	\$5,088.75	\$27,205.31
=====								

\*\*\*\*\*  
\*\* FUND 022 \*\*  
\*\*\*\*\*

0000 OHSAA TOURNAMENT ACCOUNTS								
\$399.54		.00	1,884.00	2,283.54	2,283.54	\$ .00	\$ .00	\$ .00

MDECA CREATED (FINJOU)

\*\*\* NOTE!! ONLY ACTIVE ACCOUNTS HAVE BEEN SELECTED, TOTALS MAY EXCLUDE AMOUNTS THAT ARE RELATED TO INACTIVE ACCOUNTS. \*\*\*

	BEGINNING BALANCE	MTD RECEIPTS	FYTD RECEIPTS	MTD EXPENDITURES	FYTD EXPENDITURES	AVAILABLE BALANCE	TOTAL ENCUMBERED	TOTAL UNENCUMB BALANCE
9617 unclaimed funds for 2016-2017	\$ .00	.00	.00	.00	.00	\$ .00	\$ .00	\$ .00
9718 DISTRICT AGENCY	\$1,039.96	.00	.00	238.00	262.11	\$777.85	\$ .00	\$777.85
9819 UNCASHED FUNDS FOR 2018-2019	\$ .00	192.99	192.99	.00	.00	\$192.99	\$ .00	\$192.99
TOT 022:	\$1,439.50	192.99	2,076.99	2,521.54	2,545.65	\$970.84	\$ .00	\$970.84

\*\*\*\*\*

\*\* FUND 034 \*\*

\*\*\*\*\*

0000 CLASSROOM FACILITY MAINTENANCE	\$440,324.63	24,078.08	43,687.72	.00	342.68	\$483,669.67	\$ .00	\$483,669.67
9045 MAINTENANCE FUND DELINQUENCIES	\$596.01	.00	469.26	.00	.00	\$1,065.27	\$ .00	\$1,065.27
TOT 034:	\$440,920.64	24,078.08	44,156.98	.00	342.68	\$484,734.94	\$ .00	\$484,734.94

\*\*\*\*\*

\*\* FUND 200 \*\*

\*\*\*\*\*

9000 MULTIPLE DISABILITIES CLASS	\$2,499.44	.00	833.95	.00	548.13	\$2,785.26	\$ .00	\$2,785.26
9015 CLASS OF 2015	\$ .00	.00	.00	.00	.00	\$ .00	\$ .00	\$ .00
9016 CLASS OF 2016	\$ .00	.00	.00	.00	.00	\$ .00	\$ .00	\$ .00
9017 CLASS OF 2017	\$ .00	.00	.00	.00	.00	\$ .00	\$ .00	\$ .00
9018 CLASS OF 2018	\$308.56	.00	.00	.00	308.56	\$ .00	\$ .00	\$ .00
9019 CLASS OF 2019	\$1,617.34	.00	2,516.00	1,225.62	4,133.34	\$ .00	\$ .00	\$ .00
9020 CLASS OF 2020	\$1,018.15	.00	2,643.58	.00	2,312.67	\$1,349.06	\$156.00	\$1,193.06
9021 CLASS OF 2021	\$1,402.05	.00	1,851.67	.00	935.00	\$2,318.72	\$ .00	\$2,318.72

MDECA CREATED (FINJOU)

\*\*\* NOTE!! ONLY ACTIVE ACCOUNTS HAVE BEEN SELECTED, TOTALS MAY EXCLUDE AMOUNTS THAT ARE RELATED TO INACTIVE ACCOUNTS. \*\*\*

	BEGINNING BALANCE	MTD RECEIPTS	FYTD RECEIPTS	MTD EXPENDITURES	FYTD EXPENDITURES	AVAILABLE BALANCE	TOTAL ENCUMBERED	TOTAL UNENCUMB BALANCE
9022 CLASS OF 2022	\$ .00	.00	3,638.51	.00	1,872.00	\$1,766.51	\$43.98	\$1,722.53
9119 POWER OF THE PEN	\$280.00	.00	.00	.00	.00	\$280.00	\$ .00	\$280.00
9128 SPANISH CLUB	\$28.73	.00	1,042.00	.00	861.48	\$209.25	\$ .00	\$209.25
9130 MUSE MACHINE	\$2,001.22	.00	.00	897.98	897.98	\$1,103.24	\$ .00	\$1,103.24
9131 DRAMA CLUB	\$6,099.49	.00	.00	.00	.00	\$6,099.49	\$ .00	\$6,099.49
9132 RENAISSANCE	\$ .00	.00	.00	.00	.00	\$ .00	\$ .00	\$ .00
9133 GLEE CLUB	\$368.65	.00	.00	.00	.00	\$368.65	\$ .00	\$368.65
9320 HIGH SCHOOL FAMILY & CONSUMER SCIENCE	\$ .00	.00	.00	.00	.00	\$ .00	\$ .00	\$ .00
9330 FUTURE FARMERS OF AMERICA	\$4,751.01	400.00	18,108.63	532.20	17,465.09	\$5,394.55	\$2,048.20	\$3,346.35
9400 HIGH SCHOOL MUSIC DEPARTMENT	\$571.12	.00	2,309.40	83.70	2,251.89	\$628.63	\$ .00	\$628.63
9610 ELEMENTARY STUDENT COUNCIL	\$648.32	.00	.00	.00	134.76	\$513.56	\$ .00	\$513.56
9630 HIGH SCHOOL STUDENT COUNCIL	\$1,179.06	.00	3,115.00	60.11	2,656.17	\$1,637.89	\$ .00	\$1,637.89
9680 YEARBOOK	\$6,529.26	.00	5,138.50	.00	5,093.84	\$6,573.92	\$1,636.00	\$4,937.92
9710 NATIONAL HONOR SOCIETY	\$321.27-	.00	453.50	.00	385.00	\$252.77-	\$ .00	\$252.77-
TOT 200:	\$28,981.13	400.00	41,650.74	2,799.61	39,855.91	\$30,775.96	\$3,884.18	\$26,891.78
=====								

\*\*\*\*\*

\*\* FUND 300 \*\*

\*\*\*\*\*

9001 HIGH SCHOOL ART	\$721.58	.00	.00	.00	.00	\$721.58	\$ .00	\$721.58
9002 WASHINGTON DC TRIP - 8TH GRADE	\$8,441.78	20,120.00	79,637.21	32,000.00	59,216.00	\$28,862.99	\$27,300.00	\$1,562.99
9004 MEDIA-TECH CLASS	\$5.57	.00	.00	.00	.00	\$5.57	\$ .00	\$5.57
9190 ROADER BALLOONS	\$ .00	.00	.00	.00	.00	\$ .00	\$ .00	\$ .00

MDECA CREATED (FINJOU)

\*\*\* NOTE!! ONLY ACTIVE ACCOUNTS HAVE BEEN SELECTED, TOTALS MAY EXCLUDE AMOUNTS THAT ARE RELATED TO INACTIVE ACCOUNTS. \*\*\*

	BEGINNING BALANCE	MTD RECEIPTS	FYTD RECEIPTS	MTD EXPENDITURES	FYTD EXPENDITURES	AVAILABLE BALANCE	TOTAL ENCUMBERED	TOTAL UNENCUMB BALANCE
9500 ATHLETIC DIRECTOR								
\$13,973.18								
9501 ATHLETIC DIRECTOR FSM		44,046.19	122,738.90	55,182.20	114,179.01	\$22,533.07	\$13,090.57	\$9,442.50
\$750.00		.00	.00	.00	.00	\$750.00	\$.00	\$750.00
TOT 300:	\$23,892.11	64,166.19	202,376.11	87,182.20	173,395.01	\$52,873.21	\$40,390.57	\$12,482.64
=====								

\*\*\*\*\*

\*\* FUND 451 \*\*

\*\*\*\*\*

9216 FY16 DATA COMMUNICATIONS	\$ .00	.00	.00	.00	.00	\$ .00	\$ .00	\$ .00
9217 FY17 DATA COMMUNICATIONS	\$ .00	.00	.00	.00	.00	\$ .00	\$ .00	\$ .00
9718 FY18 DATA COMMUNICATIONS	\$ .00	.00	.00	.00	.00	\$ .00	\$ .00	\$ .00
9819 FY19 DATA COMMUNICATIONS	\$ .00	.00	3,600.00	3,100.00	3,600.00	\$ .00	\$ .00	\$ .00
TOT 451:	\$ .00	.00	3,600.00	3,100.00	3,600.00	\$ .00	\$ .00	\$ .00
=====								

\*\*\*\*\*

\*\* FUND 499 \*\*

\*\*\*\*\*

9191 School Safety Grant	\$ .00	2,570.75	2,570.75	.00	.00	\$2,570.75	\$ .00	\$2,570.75
9209 GIFTED SUPPLEMENTAL FUNDS FY2009	\$ .00	.00	.00	.00	.00	\$ .00	\$ .00	\$ .00
9210 SAFE ROUTES TO SCHOOL GRANT FY2010	\$ .00	.00	.00	.00	.00	\$ .00	\$ .00	\$ .00
9211 MISC. STATE GRANT SCHOOL IMPR INCENT AWARD	\$ .00	.00	.00	.00	.00	\$ .00	\$ .00	\$ .00
9214 OSFC SAFETY AND SECURITY GRANT	\$ .00	.00	.00	.00	.00	\$ .00	\$ .00	\$ .00
9718 MISC. STATE GRANT	\$ .00	.00	147.50	.00	147.50	\$ .00	\$ .00	\$ .00
9819 Ohio Climate Grant	\$ .00	2,221.65	4,792.40	4,500.00	4,500.00	\$292.40	\$ .00	\$292.40

MDECA CREATED (FINJOU)

\*\*\* NOTE!! ONLY ACTIVE ACCOUNTS HAVE BEEN SELECTED, TOTALS MAY EXCLUDE AMOUNTS THAT ARE RELATED TO INACTIVE ACCOUNTS. \*\*\*

	BEGINNING BALANCE	MTD RECEIPTS	FYTD RECEIPTS	MTD EXPENDITURES	FYTD EXPENDITURES	AVAILABLE BALANCE	TOTAL ENCUMBERED	TOTAL UNENCUMB BALANCE
9909 ADVANCED ENERGY GRANT - OHIO DEPT OF DEVELOPM	\$ .00	.00	.00	.00	.00	\$ .00	\$ .00	\$ .00
TOT 499:	\$ .00	4,792.40	7,510.65	4,500.00	4,647.50	\$2,863.15	\$ .00	\$2,863.15

\*\*\*\*\*  
\*\* FUND 504 \*\*  
\*\*\*\*\*

0000 ED JOBS FUND	\$ .00	.00	.00	.00	.00	\$ .00	\$ .00	\$ .00
TOT 504:	\$ .00	.00	.00	.00	.00	\$ .00	\$ .00	\$ .00

\*\*\*\*\*  
\*\* FUND 506 \*\*  
\*\*\*\*\*

0000 RACE TO THE TOP FEDERAL FUNDS	\$ .00	.00	.00	.00	.00	\$ .00	\$ .00	\$ .00
TOT 506:	\$ .00	.00	.00	.00	.00	\$ .00	\$ .00	\$ .00

\*\*\*\*\*  
\*\* FUND 516 \*\*  
\*\*\*\*\*

0000 IDEA PART B	\$ .00	.00	.00	.00	.00	\$ .00	\$ .00	\$ .00
9017 IDEA PART B	\$ .00	.00	.00	.00	.00	\$ .00	\$ .00	\$ .00
9018 IDEA PART B	\$ .00	.00	.00	.00	.00	\$ .00	\$ .00	\$ .00
9209 IDEA B SPECIAL ED FY2009 FLOWTHRU	\$ .00	.00	.00	.00	.00	\$ .00	\$ .00	\$ .00

MDECA CREATED (FINJOU)

\*\*\* NOTE!! ONLY ACTIVE ACCOUNTS HAVE BEEN SELECTED, TOTALS MAY EXCLUDE AMOUNTS THAT ARE RELATED TO INACTIVE ACCOUNTS. \*\*\*

	BEGINNING BALANCE	MTD RECEIPTS	FYTD RECEIPTS	MTD EXPENDITURES	FYTD EXPENDITURES	AVAILABLE BALANCE	TOTAL ENCUMBERED	TOTAL UNENCUMB BALANCE
9210 IDEA B SPECIAL ED FY2010	\$ .00	.00	.00	.00	.00	\$ .00	\$ .00	\$ .00
9211 IDEA B SPECIAL ED FY2011	\$ .00	.00	.00	.00	.00	\$ .00	\$ .00	\$ .00
9212 IDEA B SPECIAL ED FY2012	\$ .00	.00	.00	.00	.00	\$ .00	\$ .00	\$ .00
9213 IDEA B SPECIAL ED FY2013	\$ .00	.00	.00	.00	.00	\$ .00	\$ .00	\$ .00
9214 IDEA B SPECIAL ED FY2014	\$ .00	.00	.00	.00	.00	\$ .00	\$ .00	\$ .00
9215 IDEA B SPECIAL ED FY2015	\$ .00	.00	.00	.00	.00	\$ .00	\$ .00	\$ .00
9216 IDEA B SPECIAL ED FY2016	\$ .00	.00	.00	.00	.00	\$ .00	\$ .00	\$ .00
9217 IDEA B SPECIAL ED FY2017	\$ .00	.00	.00	.00	.00	\$ .00	\$ .00	\$ .00
932N SPECIAL ED - ARRA STIMULUS	\$ .00	.00	.00	.00	.00	\$ .00	\$ .00	\$ .00
932O SPECIAL ED - ARRA STIMULUS	\$ .00	.00	.00	.00	.00	\$ .00	\$ .00	\$ .00
9718 IDEA PART B	\$ .00	18,463.74	18,463.74	18,463.74	18,463.74	\$ .00	\$ .00	\$ .00
9819 TITLE 6B GRANT FOR 2018-2019	\$ .00	96,447.03	96,447.03	96,447.03	96,447.03	\$ .00	\$ .00	\$ .00
TOT 516:	\$ .00	114,910.77	114,910.77	114,910.77	114,910.77	\$ .00	\$ .00	\$ .00

\*\*\*\*\*  
\*\* FUND 532 \*\*  
\*\*\*\*\*

932N STATE FISCAL STABILIZATION FUND (SFSF) STIMUL	\$ .00	.00	.00	.00	.00	\$ .00	\$ .00	\$ .00
932O STATE FISCAL STABILIZATION FUND (SFSF) STIMUL	\$ .00	.00	.00	.00	.00	\$ .00	\$ .00	\$ .00
TOT 532:	\$ .00	.00	.00	.00	.00	\$ .00	\$ .00	\$ .00

MDECA CREATED (FINJOU)

\*\*\* NOTE!! ONLY ACTIVE ACCOUNTS HAVE BEEN SELECTED, TOTALS MAY EXCLUDE AMOUNTS THAT ARE RELATED TO INACTIVE ACCOUNTS. \*\*\*

	BEGINNING BALANCE	MTD RECEIPTS	FYTD RECEIPTS	MTD EXPENDITURES	FYTD EXPENDITURES	AVAILABLE BALANCE	TOTAL ENCUMBERED	TOTAL UNENCUMB BALANCE
*****								
** FUND 533 **								
*****								
9210 TITLE II-TECH FY2010	\$ .00	.00	.00	.00	.00	\$ .00	\$ .00	\$ .00
9211 TITLE II-TECH FY2011	\$ .00	.00	.00	.00	.00	\$ .00	\$ .00	\$ .00
9212 TITLE II-D TECH FY2012	\$ .00	.00	.00	.00	.00	\$ .00	\$ .00	\$ .00
TOT 533:	\$ .00	.00	.00	.00	.00	\$ .00	\$ .00	\$ .00
=====								

*****								
** FUND 572 **								
*****								
0000 TITLE I	\$148.94	.00	336.90	.00	.00	\$485.84	\$ .00	\$485.84
9209 TITLE I DISADVANTAGED YOUTH FY2009	\$ .00	.00	.00	.00	.00	\$ .00	\$ .00	\$ .00
9210 TITLE I DISADVANTAGED YOUTH FY2010	\$ .00	.00	.00	.00	.00	\$ .00	\$ .00	\$ .00
9211 TITLE I DISADVANTAGED YOUTH FY2011	\$ .00	.00	.00	.00	.00	\$ .00	\$ .00	\$ .00
9213 TITLE I DISADVANTAGES YOUTH FY2013	\$ .00	.00	.00	.00	.00	\$ .00	\$ .00	\$ .00
9214 TITLE I DISADVANTAGED YOUTH FY2014	\$ .00	.00	.00	.00	.00	\$ .00	\$ .00	\$ .00
9215 TITLE I DISADVANTAGED YOUTH FY2015	\$ .00	.00	.00	.00	.00	\$ .00	\$ .00	\$ .00
9216 TITLE I DISADVANTAGE YOUTH FY16	\$ .00	.00	.00	.00	.00	\$ .00	\$ .00	\$ .00
9217 TITLE I DISADVANTAGED YOUTH FY17	\$ .00	.00	.00	.00	.00	\$ .00	\$ .00	\$ .00
9218 TITLE I DISADVANTAGED YOUTH FY18	\$ .00	.00	.00	.00	.00	\$ .00	\$ .00	\$ .00
932N TITLE I STIMULUS FY2010	\$ .00	.00	.00	.00	.00	\$ .00	\$ .00	\$ .00
932O TITLE I STIMULUS FY2011	\$ .00	.00	.00	.00	.00	\$ .00	\$ .00	\$ .00
9718 TITLE I DISADVANTAGES YOUTH FY18	\$ .00	.00	.00	.00	.00	\$ .00	\$ .00	\$ .00
9819 TITLE ONE 2018-2019 SCHOOL YEAR	\$ .00	31,177.30	179,066.46	46,381.25	179,066.46	\$ .00	\$ .00	\$ .00



MDECA CREATED (FINJOU)

\*\*\* NOTE!! ONLY ACTIVE ACCOUNTS HAVE BEEN SELECTED, TOTALS MAY EXCLUDE AMOUNTS THAT ARE RELATED TO INACTIVE ACCOUNTS. \*\*\*

	BEGINNING BALANCE	MTD RECEIPTS	FYTD RECEIPTS	MTD EXPENDITURES	FYTD EXPENDITURES	AVAILABLE BALANCE	TOTAL ENCUMBERED	TOTAL UNENCUMB BALANCE
TOT 572: =====	\$148.94	31,177.30	179,403.36	46,381.25	179,066.46	\$485.84	\$ .00	\$485.84

\*\*\*\*\*

\*\* FUND 573 \*\*

\*\*\*\*\*

9209 TITLE V FY2009

	\$ .00	.00	.00	.00	.00	\$ .00	\$ .00	\$ .00
--	--------	-----	-----	-----	-----	--------	--------	--------

TOT 573: =====	\$ .00	.00	.00	.00	.00	\$ .00	\$ .00	\$ .00
-------------------	--------	-----	-----	-----	-----	--------	--------	--------

\*\*\*\*\*

\*\* FUND 584 \*\*

\*\*\*\*\*

9209 SAFE AND DRUG FREE FY2009

	\$ .00	.00	.00	.00	.00	\$ .00	\$ .00	\$ .00
--	--------	-----	-----	-----	-----	--------	--------	--------

9210 SAFE AND DRUG FREE FY2010

	\$ .00	.00	.00	.00	.00	\$ .00	\$ .00	\$ .00
--	--------	-----	-----	-----	-----	--------	--------	--------

TOT 584: =====	\$ .00	.00	.00	.00	.00	\$ .00	\$ .00	\$ .00
-------------------	--------	-----	-----	-----	-----	--------	--------	--------

\*\*\*\*\*

\*\* FUND 587 \*\*

\*\*\*\*\*

9017 PRESCHOOL MONIES

	\$ .00	.00	.00	.00	.00	\$ .00	\$ .00	\$ .00
--	--------	-----	-----	-----	-----	--------	--------	--------

9018 PRESCHOOL MONIES

	\$ .00	.00	.00	.00	.00	\$ .00	\$ .00	\$ .00
--	--------	-----	-----	-----	-----	--------	--------	--------

9119 TITLE 6B RESTORATION MONEY

	\$ .00	1,507.89	1,507.89	1,225.47	1,225.47	\$282.42	\$282.42	\$ .00
--	--------	----------	----------	----------	----------	----------	----------	--------

9209 IDEA PRESCHOOL SPEC ED FY2009 FLOWTHRU

	\$ .00	.00	.00	.00	.00	\$ .00	\$ .00	\$ .00
--	--------	-----	-----	-----	-----	--------	--------	--------

MDECA CREATED (FINJOU)

\*\*\* NOTE!! ONLY ACTIVE ACCOUNTS HAVE BEEN SELECTED, TOTALS MAY EXCLUDE AMOUNTS THAT ARE RELATED TO INACTIVE ACCOUNTS. \*\*\*

	BEGINNING BALANCE	MTD RECEIPTS	FYTD RECEIPTS	MTD EXPENDITURES	FYTD EXPENDITURES	AVAILABLE BALANCE	TOTAL ENCUMBERED	TOTAL UNENCUMB BALANCE
9210 IDEA PRESCHOOL SPEC ED FY2010	\$ .00	.00	.00	.00	.00	\$ .00	\$ .00	\$ .00
9211 IDEA PRESCHOOL SPEC ED FY2011	\$ .00	.00	.00	.00	.00	\$ .00	\$ .00	\$ .00
9212 IDEA PRESCHOOL SPEC ED FY2012	\$ .00	.00	.00	.00	.00	\$ .00	\$ .00	\$ .00
9213 IDEA PRESCHOOL SPEC ED FY2013	\$ .00	.00	.00	.00	.00	\$ .00	\$ .00	\$ .00
9214 IDEA PRESCHOOL SPEC ED FY2013	\$ .00	.00	.00	.00	.00	\$ .00	\$ .00	\$ .00
9215 IDEA PRESCHOOL SPEC ED FY2015	\$ .00	.00	.00	.00	.00	\$ .00	\$ .00	\$ .00
9216 IDEA PRESCHOOL SPEC ED FY2016	\$ .00	.00	.00	.00	.00	\$ .00	\$ .00	\$ .00
9217 IDEA PRESCHOOL SPEC ED FY2017	\$ .00	.00	.00	.00	.00	\$ .00	\$ .00	\$ .00
932N IDEA B FY2010 STIMULUS	\$ .00	.00	.00	.00	.00	\$ .00	\$ .00	\$ .00
932O IDEA B FY2011 STIMULUS	\$ .00	.00	.00	.00	.00	\$ .00	\$ .00	\$ .00
9718 IDEA	\$ .00	82.91	82.91	82.91	82.91	\$ .00	\$ .00	\$ .00
9819 PRESCHOOL GRANT FOR 2018-2019	\$ .00	568.24	568.24	568.24	568.24	\$ .00	\$ .00	\$ .00
TOT 587:	\$ .00	2,159.04	2,159.04	1,876.62	1,876.62	\$282.42	\$282.42	\$ .00

\*\*\*\*\*

\*\* FUND 590 \*\*

\*\*\*\*\*

9014 IMPROVING TEACHER QUALITY FY14	\$ .00	.00	.00	.00	.00	\$ .00	\$ .00	\$ .00
9209 IMPROVING TEACHER QUALITY FY2009	\$ .00	.00	.00	.00	.00	\$ .00	\$ .00	\$ .00
9210 IMPROVING TEACHER QUALITY FY2010	\$ .00	.00	.00	.00	.00	\$ .00	\$ .00	\$ .00
9211 IMPROVING TEACHER QUALITY FY2011	\$ .00	.00	.00	.00	.00	\$ .00	\$ .00	\$ .00
9212 IMPROVING TEACHER QUALITY FY2012	\$ .00	.00	.00	.00	.00	\$ .00	\$ .00	\$ .00
9213 IMPROVING TEACHER QUALITY FY2013	\$ .00	.00	.00	.00	.00	\$ .00	\$ .00	\$ .00

MDECA CREATED (FINJOU)

\*\*\* NOTE!! ONLY ACTIVE ACCOUNTS HAVE BEEN SELECTED, TOTALS MAY EXCLUDE AMOUNTS THAT ARE RELATED TO INACTIVE ACCOUNTS. \*\*\*

	BEGINNING BALANCE	MTD RECEIPTS	FYTD RECEIPTS	MTD EXPENDITURES	FYTD EXPENDITURES	AVAILABLE BALANCE	TOTAL ENCUMBERED	TOTAL UNENCUMB BALANCE
9214 IMPROVING TEACHER QUALITY FY2014	\$ .00	.00	.00	.00	.00	\$ .00	\$ .00	\$ .00
9215 IMPROVING TEACHER QUALITY FY2015	\$ .00	.00	.00	.00	.00	\$ .00	\$ .00	\$ .00
9216 IMPROVING TEACHER QUALITY FY2016	\$ .00	.00	.00	.00	.00	\$ .00	\$ .00	\$ .00
9217 IMPROVING TEACHER QUALITY FY2017	\$ .00	.00	.00	.00	.00	\$ .00	\$ .00	\$ .00
9218 IMPROVING TEACHER QUALITY FY18	\$ .00	.00	.00	.00	.00	\$ .00	\$ .00	\$ .00
9718 IMPROVING TEACHER QUALITY FY2018	\$ .00	.00	.00	.00	.00	\$ .00	\$ .00	\$ .00
9819 TITLE IIA FOR THE 2018-2019 SCHOOL YEAR	\$ .00	2,040.58	18,120.09	18,120.09	18,120.09	\$ .00	\$ .00	\$ .00
TOT 590:	\$ .00	2,040.58	18,120.09	18,120.09	18,120.09	\$ .00	\$ .00	\$ .00
=====								

\*\*\*\*\*  
\*\* FUND 599 \*\*  
\*\*\*\*\*

0000 OTHER MISC FEDERAL GRANTS								
\$15.73	.00	35.58	.00	.00	\$51.31	\$ .00	\$51.31	
9118 MISC. FED. GRANT	\$ .00	.00	65,061.15	71.60	65,061.15	\$ .00	\$ .00	\$ .00
9119 MISC. FED. GRANT	\$ .00	20,358.47	58,404.55	7,658.58	57,827.01	\$577.54	\$207.50	\$370.04
9199 GRANT SMALL RURAL SCHOOL GRANTS	\$ .00	.00	47,884.00	24,037.00	47,884.00	\$ .00	\$ .00	\$ .00
9209 TITLE II-D FY2009	\$ .00	.00	.00	.00	.00	\$ .00	\$ .00	\$ .00
9210 TITLE II-D FY2010	\$ .00	.00	.00	.00	.00	\$ .00	\$ .00	\$ .00
9718 MISC. FED. GRANT	\$ .00	.00	8,116.00	.00	8,116.00	\$ .00	\$ .00	\$ .00
9819 TITLE IV FOR THE 2018-2019 SCHOOL YEAR	\$ .00	11,943.11	11,943.11	11,943.11	11,943.11	\$ .00	\$ .00	\$ .00
9909 REAP FY2009 FEDERAL GRANT	\$ .00	.00	.00	.00	.00	\$ .00	\$ .00	\$ .00
9910 REAP FY2010	\$ .00	.00	.00	.00	.00	\$ .00	\$ .00	\$ .00
9911 REAP FY2011	\$ .00	.00	.00	.00	.00	\$ .00	\$ .00	\$ .00

MDECA CREATED (FINJOU)

\*\*\* NOTE!! ONLY ACTIVE ACCOUNTS HAVE BEEN SELECTED, TOTALS MAY EXCLUDE AMOUNTS THAT ARE RELATED TO INACTIVE ACCOUNTS. \*\*\*

	BEGINNING BALANCE	MTD RECEIPTS	FYTD RECEIPTS	MTD EXPENDITURES	FYTD EXPENDITURES	AVAILABLE BALANCE	TOTAL ENCUMBERED	TOTAL UNENCUMBERED BALANCE
9912 REAP FY2012	\$ .00	.00	.00	.00	.00	\$ .00	\$ .00	\$ .00
9913 REAP FY2013	\$ .00	.00	.00	.00	.00	\$ .00	\$ .00	\$ .00
9914 REAP FY2014	\$ .00	.00	.00	.00	.00	\$ .00	\$ .00	\$ .00
9915 REAP FY2105	\$ .00	.00	.00	.00	.00	\$ .00	\$ .00	\$ .00
9916 REAP FY2016	\$ .00	.00	.00	.00	.00	\$ .00	\$ .00	\$ .00
9917 REAP FY2017	\$2,535.00	.00	.00	.00	2,535.00	\$ .00	\$ .00	\$ .00
9918 REAP FY2018	\$12,973.50	.00	16,222.00	24,311.50	29,195.50	\$ .00	\$ .00	\$ .00
TOT 599:	\$15,524.23	32,301.58	207,666.39	67,878.59	222,561.77	\$628.85	\$207.50	\$421.35
=====								

## GRAND TOTALS:

\$7,300,069.27	874,930.11	8,700,137.75	1,060,191.83	7,851,288.71	\$8,148,918.31	\$361,768.29	\$7,787,150.02
----------------	------------	--------------	--------------	--------------	----------------	--------------	----------------

\*\*\* NOTE!! ONLY ACTIVE ACCOUNTS HAVE BEEN SELECTED, TOTALS MAY EXCLUDE AMOUNTS THAT ARE RELATED TO INACTIVE ACCOUNTS. \*\*\*

BRADFORD BOARD OF EDUCATION  
 APPROPRIATION COMPLIANCE VERIFICATION  
 Based On Expendable Amount  
 Summary Report By Fund

FUND	DESCRIPTION	BEGIN CASH	REVSUM TOTAL	APPSUM TOTAL	CASH+REVS-APPS	ACTUAL FYTD RECEIPT
Total Fund 001	GENERAL	5,940,415.63	7,052,477.00	8,311,430.39	4,681,462.24	7,461,840.09
Total Fund 002	BOND RETIREMENT	170,889.65	104,127.00	124,997.29	150,019.36	102,287.58
Total Fund 003	PERMANENT IMPROVEMENT	441,263.90	0.00	20,000.00	421,263.90	0.00
Total Fund 006	FOOD SERVICE	91,719.10	251,130.00	290,632.79	52,216.31	242,570.50
Total Fund 007	SPECIAL TRUST	34,506.36	23,500.00	24,750.00	33,256.36	23,625.00
Total Fund 008	ENDOWMENT	54,575.24	980.00	3,196.47	52,358.77	1,322.03
Total Fund 010	CLASSROOM FACILITIES	0.00	0.00	0.00	0.00	0.00
Total Fund 018	PUBLIC SCHOOL SUPPORT	33,585.67	13,977.00	19,083.84	28,478.83	11,076.58
Total Fund 019	OTHER GRANT	22,207.17	33,784.85	29,389.15	26,602.87	33,784.85
Total Fund 020	SPECIAL ENTERPRISE FUND	0.00	0.00	0.00	0.00	0.00
Total Fund 022	DISTRICT AGENCY	1,439.50	1,884.00	2,545.65	777.85	2,076.99
Total Fund 034	CLASSROOM FACILITIES MAINT.	440,920.64	44,911.00	36,405.00	449,426.64	44,156.98
Total Fund 200	STUDENT MANAGED ACTIVITY	28,981.13	40,902.50	46,460.68	23,422.95	41,650.74
Total Fund 300	DISTRICT MANAGED ACTIVITY	23,892.11	124,929.00	145,868.40	2,952.71	202,376.11
Total Fund 416	TEACHER DEVELOPMENT	0.00	0.00	0.00	0.00	0.00
Total Fund 432	MANAGEMENT INFORMATION SYSTEM	0.00	0.00	0.00	0.00	0.00
Total Fund 450	SCHOOLNET EQUIP/INFRASTRUCTURE	0.00	0.00	0.00	0.00	0.00
Total Fund 451	DATA COMMUNICATION FUND	0.00	3,600.00	3,600.00	0.00	3,600.00
Total Fund 452	SCHOOLNET PROFESS. DEVELOPMENT	0.00	0.00	0.00	0.00	0.00
Total Fund 454	* Invalid fund per the blue book	0.00	0.00	0.00	0.00	0.00
Total Fund 458	* Invalid fund per the blue book	0.00	0.00	0.00	0.00	0.00
Total Fund 459	OHIO READS	0.00	0.00	0.00	0.00	0.00
Total Fund 460	SUMMER INTERVENTION	0.00	0.00	0.00	0.00	0.00
Total Fund 499	MISCELLANEOUS STATE GRANT FUND	0.00	7,363.15	4,500.00	2,863.15	7,510.65
Total Fund 504	* Invalid fund per the blue book	0.00	0.00	0.00	0.00	0.00
Total Fund 506	RACE TO THE TOP	0.00	0.00	0.00	0.00	0.00
Total Fund 516	IDEA PART B GRANTS	0.00	114,910.77	114,910.77	0.00	114,910.77
Total Fund 532	* Invalid fund per the blue book	0.00	0.00	0.00	0.00	0.00
Total Fund 533	TITLE II D - TECHNOLOGY	0.00	0.00	0.00	0.00	0.00
Total Fund 572	TITLE I DISADVANTAGED CHILDREN	148.94	134,066.47	134,066.47	148.94	179,403.36
Total Fund 573	TITLE V INNOVATIVE EDUC PGM	0.00	0.00	0.00	0.00	0.00
Total Fund 584	DRUG FREE SCHOOL GRANT FUND	0.00	0.00	0.00	0.00	0.00
Total Fund 587	IDEA PRESCHOOL-HANDICAPPED	0.00	2,159.04	2,159.04	0.00	2,159.04
Total Fund 590	IMPROVING TEACHER QUALITY	0.00	18,120.09	18,120.09	0.00	18,120.09
Total Fund 599	MISCELLANEOUS FED. GRANT FUND	15,524.23	183,733.81	164,253.31	35,004.73	207,666.39
Grand Totals:		7,300,069.27	8,156,555.68	9,496,369.34	5,960,255.61	8,700,137.75

DATE: 07/01/19  
TIME: 15:33

BALANCE CHECK REPORT  
BRADFORD BOARD OF EDUCATION

ALL FUNDS

MONTH TO DATE EXPENDITURES  
BUDGET ACCOUNTS 1,060,191.83  
CASH ACCOUNTS 1,060,191.83  
APPROP ACCOUNTS 1,060,191.83

YEAR TO DATE EXPENDITURES  
BUDGET ACCOUNTS 3,934,537.99  
CASH ACCOUNTS 3,934,537.99  
APPROP ACCOUNTS 3,934,537.99

FISCAL YR TO DATE EXPENDITURES  
BUDGET ACCOUNTS 7,851,288.71  
CASH ACCOUNTS 7,851,288.71  
APPROP ACCOUNTS 7,851,288.71

PROJECT YR TO DATE EXPENDITURES  
BUDGET ACCOUNTS 985,079.48  
CASH ACCOUNTS 985,079.48  
APPROP ACCOUNTS 985,079.48

MONTH TO DATE REVENUE  
REVENUE ACCOUNTS 874,930.11  
CASH ACCOUNTS 874,930.11

YEAR TO DATE REVENUE  
REVENUE ACCOUNTS 4,536,793.72  
CASH ACCOUNTS 4,536,793.72

FISCAL YR TO DATE REVENUE  
REVENUE ACCOUNTS 8,700,137.75  
CASH ACCOUNTS 8,700,137.75

PROJECT YR TO DATE REVENUE  
REVENUE ACCOUNTS 966,937.86  
CASH ACCOUNTS 966,937.86

DATE: 07/01/19

TIME: 15:33

BALANCE CHECK REPORT

BRADFORD BOARD OF EDUCATION

PAGE 2

(BALCHK)

ALL FUNDS

OPEN P. O. FILE	361,768.29	APPROP ACCOUNTS	361,768.29
		BUDGET ACCOUNTS	361,768.29
CURRENT ENCUMBRANCES			
MONTH TO DATE TRANSFERS			
APPROP ACCOUNTS	281,129.02	REVENUE ACCOUNTS	281,129.02
		BUDGET ACCOUNTS	281,129.02
YEAR TO DATE TRANSFERS			
APPROP ACCOUNTS	313,129.02	REVENUE ACCOUNTS	313,129.02
		BUDGET ACCOUNTS	313,129.02
FISCAL YTD TRANSFERS			
APPROP ACCOUNTS	442,824.52	REVENUE ACCOUNTS	442,824.52
		BUDGET ACCOUNTS	442,824.52